

Pasir Ris Public Library Social Story






Contents

- Library Etiquette & Safety Precautions
- Library Staff
- Library Space (Level 4 and Teens Mezzanine Level 5)
- Services



I am at Pasir Ris Public Library.



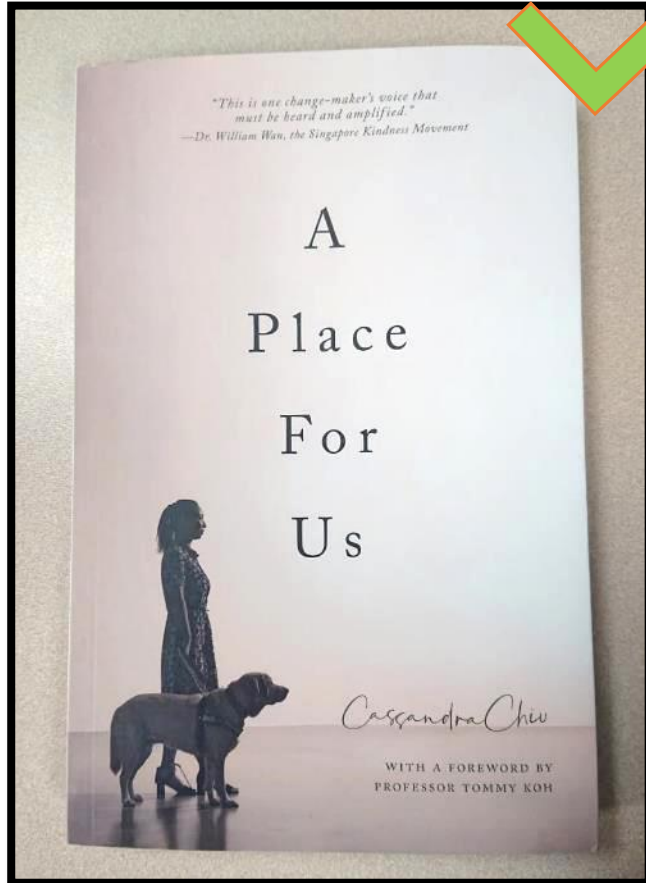
Library Etiquette & Safety Precautions

| | |
|---|---|
| Shout ✗ <ul style="list-style-type: none">• Playing• Emergency |  |
| Talk loudly ✗ <ul style="list-style-type: none">• Talking outdoors |  |
| Talk ✗ <ul style="list-style-type: none">• Talking indoors |  |
|  Whisper ✓ <ul style="list-style-type: none">• In the library |  |

Inside the library, I will whisper
and keep my voice down.
I do not want to disturb other people.



I will walk in the library.
I do not want to trip
or hurt anyone if I run.



I must be careful when I'm using library books or other library items.

I cannot tear, fold or step on books because they will be damaged.

Everyone can enjoy the books only if they are not damaged!




**Do NOT climb
on the shelves**

I must not climb on the
bookshelves.

If I climb on the shelves, they may
break off and books will
fall off the shelves.

I do not want to hurt myself if I fall or
when the books hit me.




There will be potted plants like these all over the library.

I shall not play with them or push them over.



If I push the plants, they may topple over and I may break the plant.


I do not want to fall and cut myself on the broken pot pieces.



When using the staircase, I must follow these safety measures:




I shall hold on to the handrail when I am going up or down the staircase.




I will not run, jump or play on the staircase.
I do not want to hurt myself or others.
I shall not lean over the handrail too.

When using the staircase, I must follow these safety measures:



I must not stop or wait at the landing area so that I do not obstruct other people.




I must not lean over the railings.

I do not want to lose my balance while leaning over the railing and fall down.



If I browse magazines, I must pull out the drawer slowly and carefully.

I do not want my finger to get caught between the drawers because it will be very painful.




I must close the drawers fully.

I will not leave any drawers open in case other people walk into or trip over them.

Library Staff

I can get help from library staff who wear these uniforms.


15



Library Staff

I can get help from library staff who wear these uniforms.

16



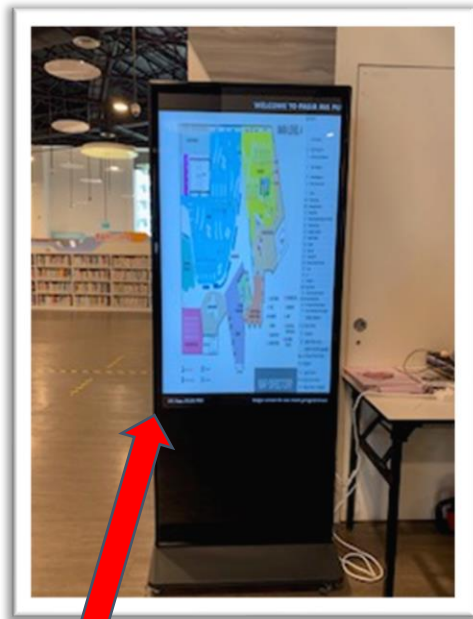
Library Staff

Library Space

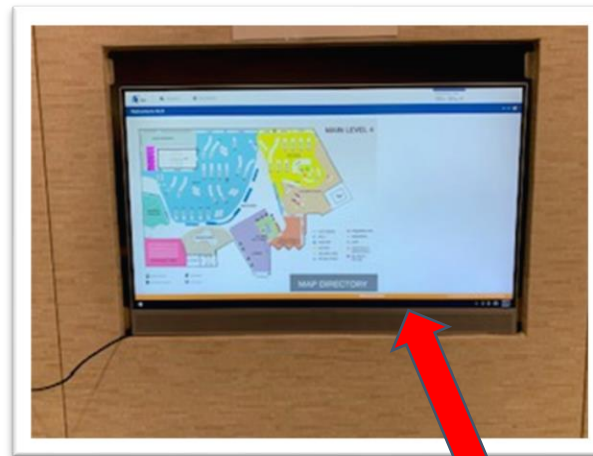
I can find a map like this on Branch Digital Bulletin and Catalogue stations.

18

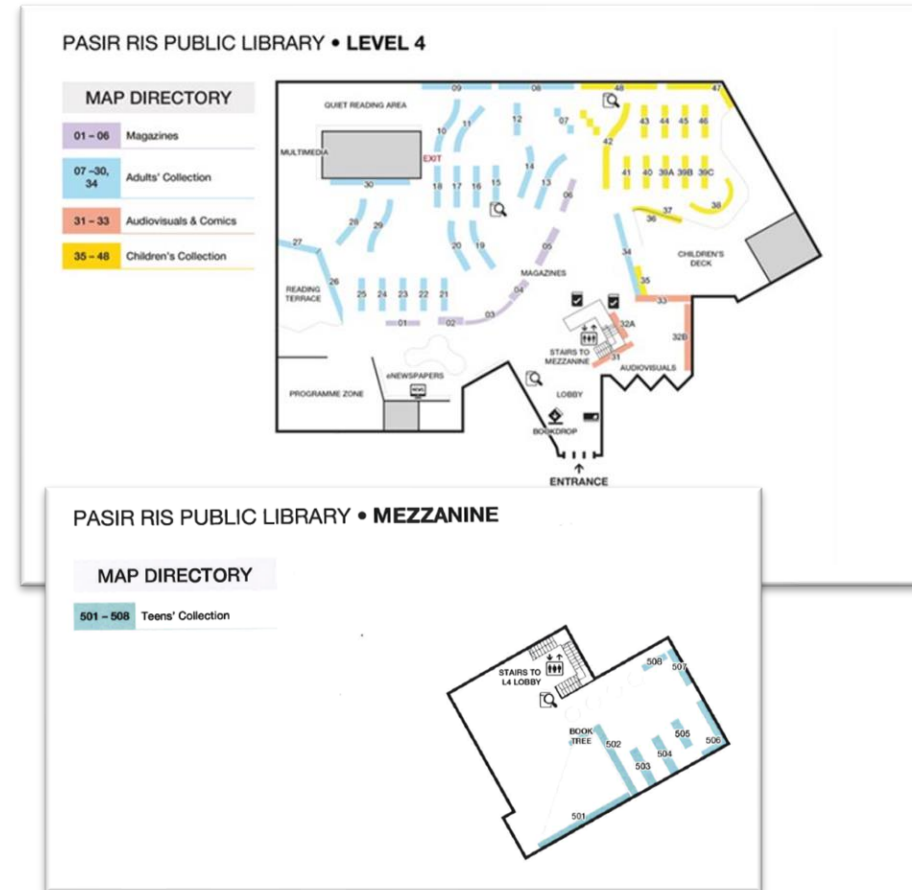
It shows me the layout of library floor plan and the locations of book shelves.



Digital Bulletin



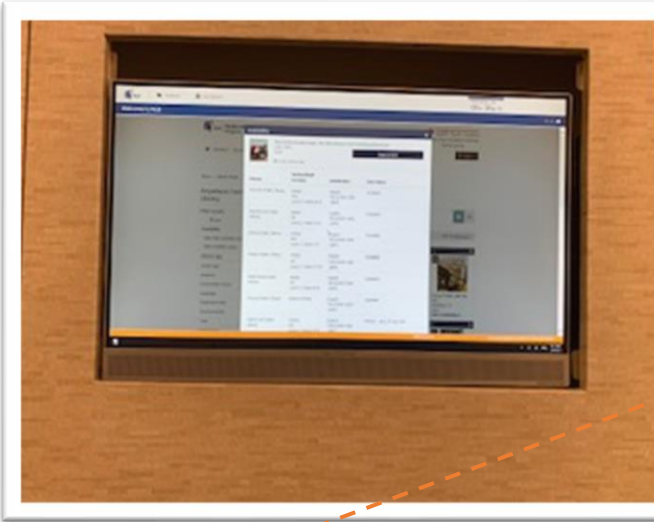
Catalogue station





If I need help, I usually can find library staff station near the library foyer. Or, I will knock on Staff entrance door at **level 4**.

I will then, wait for the staff to come.



I can use the Catalogue to search for title that I want to read. If the book is available, I can also check where is the book location by using the book map.

| Books, Manuscripts | | | |
|----------------------------|--------------------------------------|-------------------------------------|-------------|
| Library | Section/Shelf Location | Call Number | Item Status |
| Pasir Ris Public Library | Adults Arts Level 4 / Shelf 25 | English 746.432041 GRA -[ART] | Available |
| Ang Mo Kio Public Library | Adults Art Level 2 / Shelf 34 | English 746.432041 GRA -[ART] | Available |
| Bedok Public Library | Adults Arts Level 2 / Shelf 7 | English 746.432041 GRA -[ART] | Available |
| Bishan Public Library | Adults Art Level 2 / Shelf 213 | English 746.432041 GRA -[ART] | Available |
| Bukit Batok Public Library | Adults Art | English 746.432041 GRA | Available |



The book map shows me the layout of the floor and where to go to find the book shelf.



Books are arranged on the shelves according to categories like recreation, travel and cookery.

I can use the signs on the side of the shelves to find books I want to read.

Children's Section



Adult section




Adult Section



On level 4, I can explore Children section and Adult section.

Adult AV Collection



Children's AV Collection



Graphic Novel Collection





On level 4, I can also find Children and Adult audiovisual materials and Graphic Novel shelves.



I can also find Adult magazines, Fiction and Non Fiction books.




Adult Fiction, Singapore Collection, Health and Cookery books can also be found in this level



I can also find and read Chinese, Malay and Tamil books for adults.

Level 4 Reading Corner

27



I can browse book at the Reading Terrace,
enjoy the sunshine and look at outside scenery

I have to be careful of the steps here.
I don't want to trip over them.




Or read book at the quiet reading corner



I can charge my mobile phone or tablet at this
Quick Charge station on level 4.

Children Section Reading Corner

29




I will see many other children with their families here on level 4.
I can enter the huts or Storytelling corner to sit and read.

Children Section Reading Corner



I can also sit by the glass window to enjoy sunshine and read with my family members.



Staircase to go up to level 5




Platform Lift

I can go to Teens Mezzanine at level 5 by taking the staircase.
Or I can use the lift, if I have issues to climb staircase by
approaching the library staff.




On level 5, I can find and read English Fiction books for teenagers and young adult.



This is **Book Recommendation** machine.
I can use it to share what I like titles with other teenagers by
simply scanning the book on the machine.




I can charge my devices and read book or study with my friends in this area.



There are no toilets in the library.
I can exit the library, walk towards the lift lobby or look for Restroom sign to find the toilets.



Services



These machines are called **catalogue stations**.

I can find 4 stations in level 4.

I can use them to search for books I want to read.



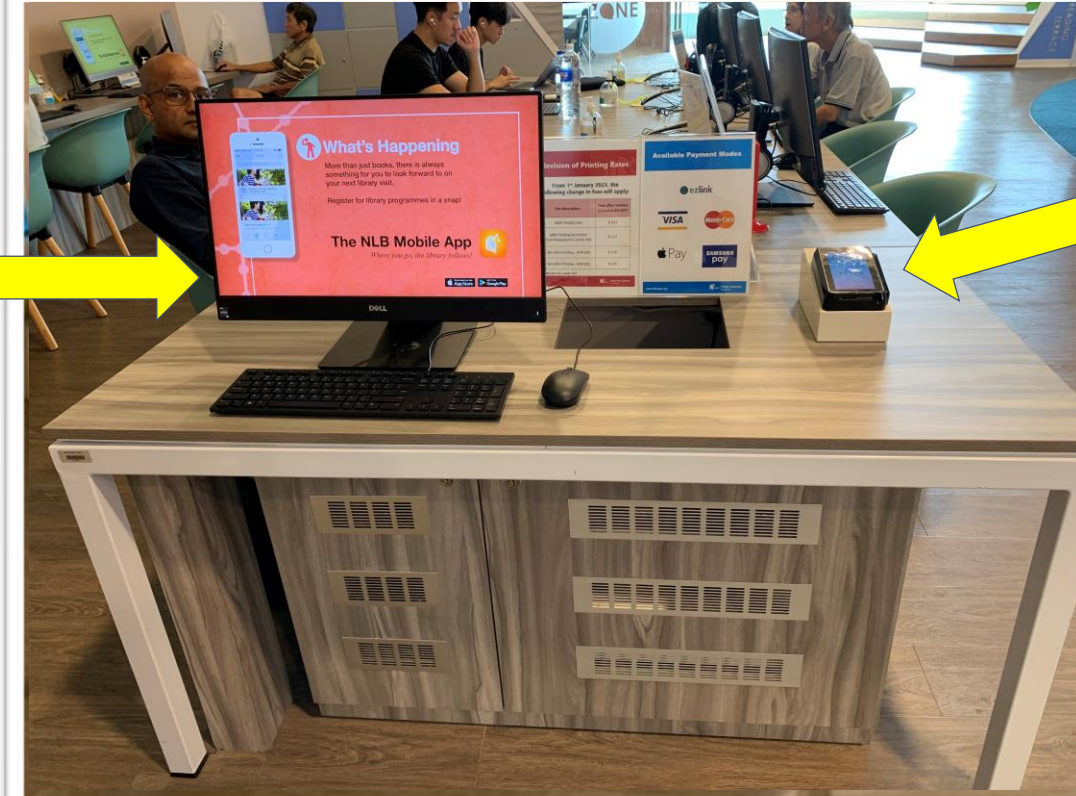
These computers are called **multimedia stations**.

I can find them on level 4.

I can use the computers to do many things!

For example, I can read eNewspapers, eMagazines, print documents or browse the internet.

I will log in first



I can pay for printing by using a PayNow, or ezlink card.

This is a **printing station**.

I can find this near the multimedia stations on level 4.

I can come here to print documents and pay for printing.

Before printing, I will use the multimedia station to submit the document to print.



If I found some interesting books I want to borrow.
Before leaving the library, I can borrow the books at one of these
Book Borrowing stations.



I can also borrow or reserve books using the **NLB Mobile app**!



I can scan this QR code to download the app using Google Play or Apple App Store.



After I borrow a book, I can choose to print a receipt.
The receipt will look like this.


The **due date** for me to return the book I borrowed will be written here.

I can check the due date on my NLB Mobile app too.



If a book title is unavailable in the branch, I can reserve it.

I will come here another day to collect my reserved books from the
Reservation Lockers outside the library at level 4.



This is the **Bookdrop**.

I have to return my borrowed books here by the due date.



Now I know where to go in the library.

I also know what I can find and do at each level.

If I want to read and listen to stories, I can always come back to visit the library!

If I need more help, I can send an email to enquiry@nlb.gov.sg.