

Statistical Summary

NATIONAL LIBRARY BOARD
Annual Report FY2010/2011

Loan Statistical Report for FY2009 to FY2010

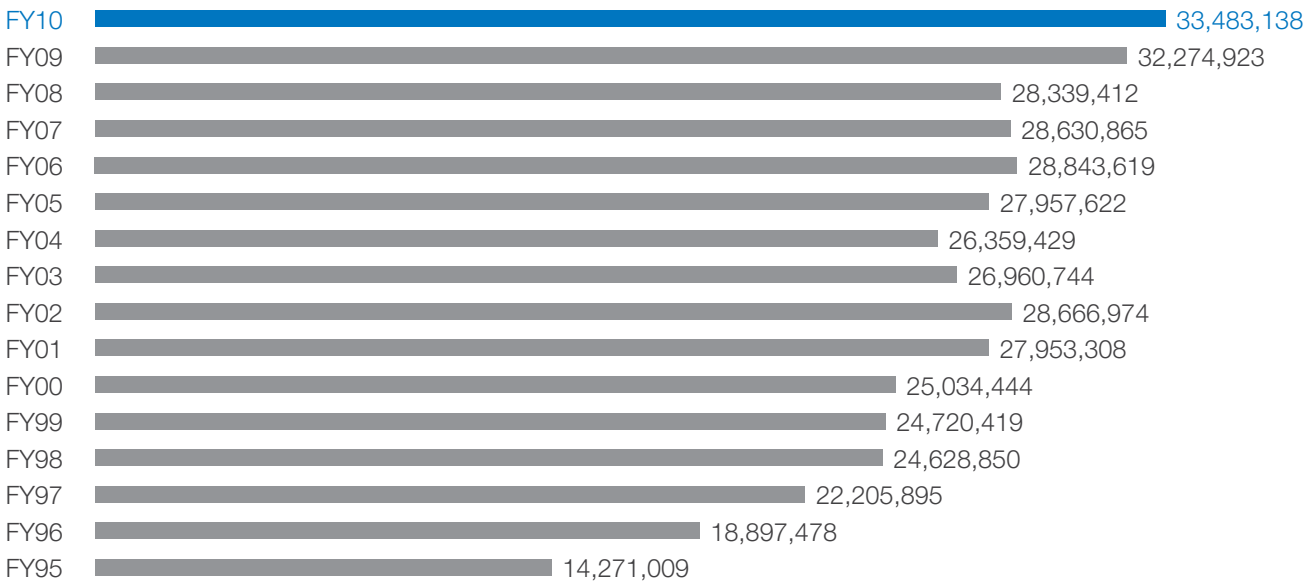
Name of Library	Notes	FY2009	FY2010
Ang Mo Kio Public Library		1,358,370	1,380,286
Bishan Public Library		2,031,009	2,022,073
Bedok Public Library		1,370,198	1,344,703
Bukit Batok Public Library		1,163,423	1,205,167
Bukit Merah Public Library		1,084,974	1,077,062
Bukit Panjang Public Library		1,109,649	1,169,198
Central Public Library		1,570,453	1,534,405
Cheng San Public Library		1,425,617	1,401,683
Choa Chu Kang Public Library		1,797,723	1,690,996
Geylang East Public Library		1,118,278	1,082,498
Jurong Regional Library		2,002,769	1,973,641
Jurong West Public Library		1,388,230	1,429,516
Lee Kong Chian Reference Library	1	-	-
library@esplanade		342,583	377,942
Marine Parade Public Library		1,096,402	1,200,658
Pasir Ris Public Library		1,081,251	1,089,571
Queenstown Public Library		1,161,436	1,230,150
Sembawang Public Library		1,098,802	1,173,649
Sengkang Public Library		1,464,296	1,533,727
Serangoon Public Library	2	-	172,962
Tampines Regional Library		1,629,628	1,611,943
Toa Payoh Public Library		1,580,547	1,591,831
Woodlands Regional Library		2,263,394	2,166,608
Yishun Public Library		1,642,094	1,602,867
Total		30,781,126	31,063,136
Community Children's Library		35,080	38,648
Others	3	1,359,206	2,161,313
Mobile Bus	4	99,511	170,733
E-Loans	5	-	49,308
Grand Total		32,274,923	33,483,138
Materials consulted at the libraries	6	11,109,056	11,361,499

Notes:

1. Lee Kong Chian Reference Library (LKCR) reference collection is not applicable for loan.
2. Serangoon Public Library was opened on 11 March 2011.
3. Others refer to renewals done via Phone-in Circ, Digital Library and VISTA Web.
4. Mobile Bus (Molly) service was launched on 3 April 2008.
5. In FY2010, overall loans include e-loans.
6. Figures consist of materials consulted at Public Library Services and Lee Kong Chian Reference Library.

Cumulative Loan Statistics

Financial Year Ending



Membership Statistical Report for FY2009 to FY2010

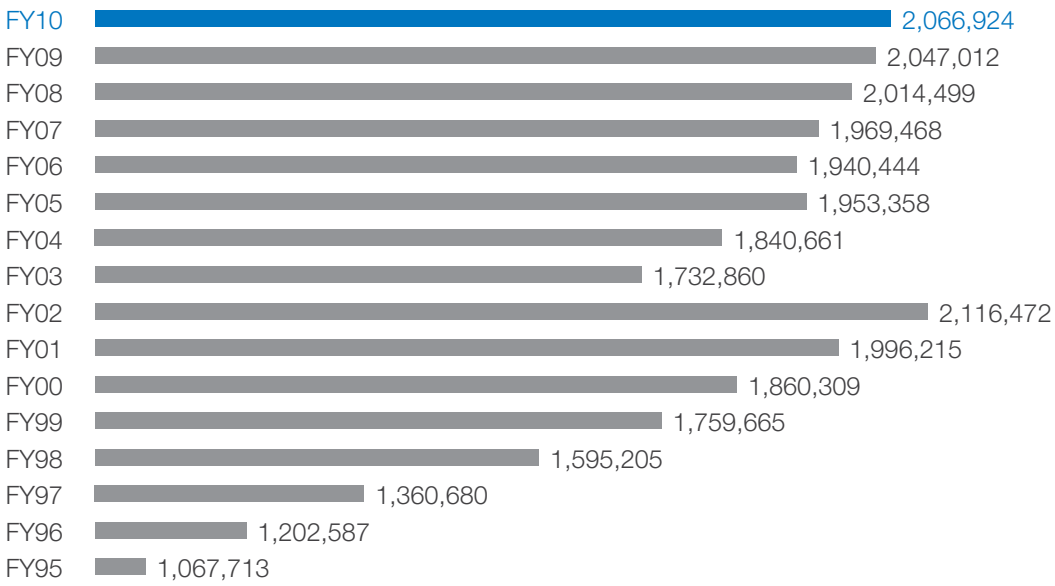
Name of Library	Notes	FY2009	FY2010
Ang Mo Kio Public Library		207,495	205,242
Bishan Public Library		18,756	22,091
Bedok Public Library		183,895	182,821
Bukit Batok Public Library		48,612	49,880
Bukit Merah Public Library		93,416	93,409
Bukit Panjang Public Library		42,216	43,221
Central Public Library		147,443	150,058
Cheng San Public Library		72,266	72,863
Choa Chu Kang Public Library		80,018	80,945
Geylang East Public Library		68,037	68,345
Jurong Regional Library		210,182	209,015
Jurong West Public Library		74,305	76,102
library@esplanade		5,439	5,990
library@orchard	1	22,562	21,611
Marine Parade Public Library		84,487	85,134
Pasir Ris Public Library		39,029	40,407
Queenstown Public Library		110,187	110,132
Sembawang Public Library		33,222	34,166
Sengkang Public Library		43,896	46,766
Serangoon Public Library	2	-	965
Tampines Regional Library		133,541	133,919
Toa Payoh Public Library		179,579	179,191
Woodlands Regional Library		92,439	95,057
Yishun Public Library		49,495	51,667
Total		2,040,517	2,058,997
Community Children's Library		2,672	2,723
Portal		1,724	1,839
Mobile Bus	3	2,099	3,365
Grand Total		2,047,012	2,066,924
Premium Members		29,820	23,059

Notes:

1. library@orchard was closed with effect from 1 December 2007.
2. Serangoon Public Library was opened on 11 March 2011.
3. Mobile Bus (Molly) service was launched on 3 April 2008.

Cumulative Membership Statistics

Financial Year Ending



Visitorship Statistical Report for FY2009 to FY2010

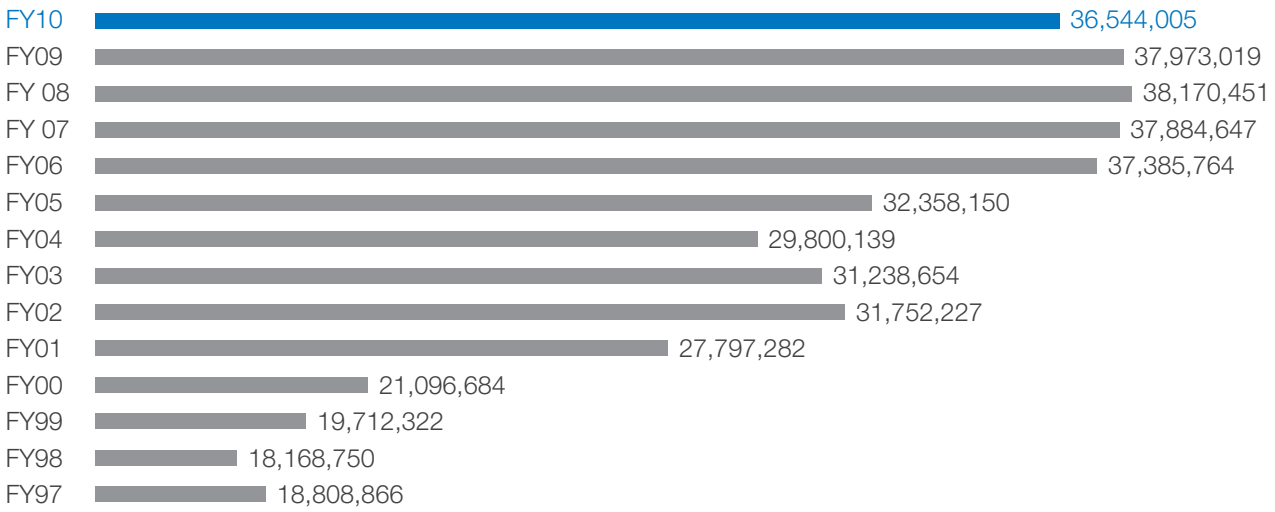
Name of Library	Notes	FY2009	FY2010
Ang Mo Kio Public Library		1,428,132	1,308,939
Bishan Public Library		2,097,912	2,133,587
Bedok Public Library		2,281,356	2,097,573
Bukit Batok Public Library		1,150,550	1,122,371
Bukit Merah Public Library		874,836	829,236
Bukit Panjang Public Library		1,216,707	1,213,891
Central Public Library		1,884,529	1,645,149
Cheng San Public Library		1,505,878	1,425,207
Choa Chu Kang Public Library		2,139,432	2,043,547
Geylang East Public Library		1,142,025	1,069,713
Jurong Regional Library		2,300,986	2,199,986
Jurong West Public Library		2,541,079	2,530,026
Lee Kong Chian Reference Library		1,906,515	1,675,086
library@esplanade		685,894	624,372
Marine Parade Public Library		1,066,605	1,016,378
Pasir Ris Public Library		1,207,899	1,123,361
Queenstown Public Library		1,023,240	974,060
Sembawang Public Library		1,139,009	1,086,840
Sengkang Public Library		1,730,138	1,698,582
Serangoon Public Library	1	-	183,230
Tampines Regional Library		1,393,904	1,310,814
Toa Payoh Public Library		2,245,301	2,458,966
Woodlands Regional Library		3,123,187	2,979,288
Yishun Public Library		1,791,964	1,686,746
Total		37,877,078	36,436,948
Community Children's Library		39,911	34,727
Mobile Bus	2	56,030	72,330
Grand Total		37,973,019	36,544,005

Notes:

1. Serangoon Public Library was opened on 11 March 2011.
2. Mobile Bus (Molly) service was launched on 3 April 2008.

Cumulative Visitorship Statistics

Financial Year Ending



FY10	36,544,005
FY09	37,973,019
FY08	38,170,451
FY07	37,884,647
FY06	37,385,764
FY05	32,358,150
FY04	29,800,139
FY03	31,238,654
FY02	31,752,227
FY01	27,797,282
FY00	21,096,684
FY99	19,712,322
FY98	18,168,750
FY97	18,808,866

Enquiries Statistical Report for FY2009 to FY2010

Name of Library	Notes	FY2009	FY2010
Ang Mo Kio Public Library		124,022	122,088
Bishan Public Library		125,352	124,041
Bedok Public Library		112,088	108,797
Bukit Batok Public Library		123,120	130,591
Bukit Merah Public Library		60,287	56,856
Bukit Panjang Public Library		104,297	127,369
Central Public Library		128,283	102,511
Cheng San Public Library		120,515	115,457
Choa Chu Kang Public Library		81,606	71,043
Geylang East Public Library		97,928	108,502
Jurong Regional Library		130,079	125,874
Jurong West Public Library		80,521	80,815
Lee Kong Chian Reference Library		91,140	60,722
library@esplanade		130,621	82,631
Marine Parade Public Library		100,401	123,364
Pasir Ris Public Library		97,572	106,774
Queenstown Public Library		76,828	99,895
Sembawang Public Library		97,818	94,720
Sengkang Public Library		120,533	120,417
Serangoon Public Library	1	-	4,033
Tampines Regional Library		154,365	178,557
Toa Payoh Public Library		190,249	155,847
Woodlands Regional Library		171,663	164,516
Yishun Public Library		112,201	116,103
Total		2,631,489	2,581,523
Community Children's Library		9,204	8,152
Contact Centre		130,113	-
ASK Service		5,888	7,256
Mobile Bus	2	9,509	14,632
Publishing & Research Services/EBIS	3	4,960	-
Grand Total		2,791,163	2,611,563

Notes:

1. Serangoon Public Library was opened on 11 March 2011.
2. Mobile Bus (Molly) service was launched on 3 April 2008.
3. Enquiries from Publishing & Research Services/EBIS were subsumed under Lee Kong Chian Reference Library with effect from August 2010.

Statistical Report for Other Usage Indicators FY2009 to FY2010

Digital User Visits

e-services	Notes	FY2009	FY2010
Digital User Visits	1	6,115,602	8,178,096

Electronic Retrievals

e-services	Notes	FY2009	FY2010
Digital Library		34,408,857	36,013,348
MM@Libraries		1,902,603	1,922,043
e-Content		9,493,893	8,270,124
Blogs	2	2,039,000	1,218,640
Total	3	47,844,353	47,424,155

Notes:

1. Digital User Visits replace Electronic Logons thus renamed to Digital User Visits from FY2009. It is defined as the number of visit made by all online visitors with each visit's having a time span of 30 minutes.
2. Blogs were included from FY2009.
3. The definition for electronic retrievals was amended in FY2008 to exclude "searches".

Collection by Languages, Materials and Age Group FY2010

Language	Books		Serials	
	No. of Titles	No. of Items	No. of Titles	No. of Items
Malay	93,096	496,943	3,120	33,914
Chinese	256,961	1,583,206	10,500	106,121
Tamil	45,741	292,839	2,052	34,632
English	894,344	4,960,662	108,994	666,473
Total	1,290,142	7,333,650	124,666	841,140

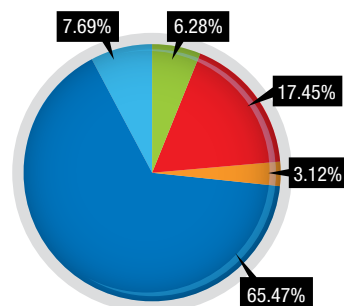
Special Materials* Format	No. of Titles	No. of Items
Art print	212	329
Compact disc + Compact disc interactive	23,843	36,744
Computer File + CD-ROMs	11,705	69,449
DVD	18,270	98,872
VCD	6,652	29,966
Filmstrip	70	73
Kit	30	90
Map	3,298	5,165
Microfiche	1,343	5,768
Microfilm	3,215	3,544
Music score	18,704	33,501
Recorded disc	2,120	2,577
Talking books	10,504	53,405
Tape recording	1,133	2,001
Tape slide	89	110
Videocassette	13,212	24,321
Videodisc + Laserdisc	568	2,695
Others **	2,830	3,079
Total	117,798	371,689
Grand Total (Books, Serials + Special Materials)	1,532,606	8,546,479

* excludes items not bar-coded

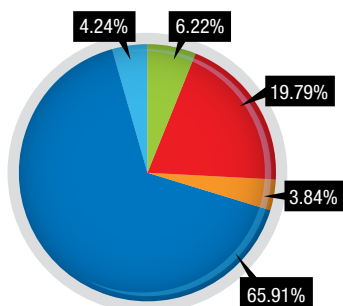
** includes braille, game, motion picture, wall chart, flash card, picture collection, ephemera, manuscript

A total of 162 databases were subscribed

No. of Titles
(Books, Serials, Special Materials)



No. of Items
(Books, Serials, Special Materials)



- Malay
- Chinese
- Tamil
- English
- Special Materials

Collection by Languages, Materials and Age Group FY2010 (cont'd)

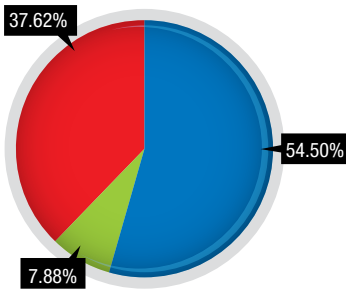
Age Group

Adults	Books		Serials	
	No. of Titles	No. of Items	No. of Titles	No. of Items
Malay	49,716	223,120	2,719	29,098
Chinese	202,987	1,031,588	9,428	97,387
Tamil	31,840	137,375	1,869	32,009
English	678,933	2,685,157	106,696	649,454
Total	963,476	4,077,240	120,712	807,948

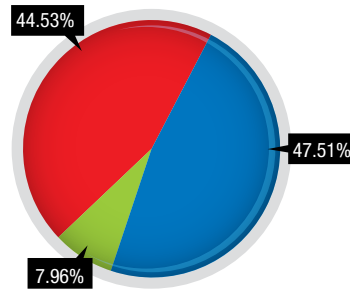
Young People	Books		Serials	
	No. of Titles	No. of Items	No. of Titles	No. of Items
Malay	7,469	40,423	115	1,840
Chinese	13,720	74,429	570	3,262
Tamil	5,146	35,836	82	1,071
English	57,279	362,042	1,215	7,275
Total	83,614	512,730	1,982	13,448

Children	Books		Serials	
	No. of Titles	No. of Items	No. of Titles	No. of Items
Malay	35,911	233,400	286	2,976
Chinese	40,254	477,189	502	5,472
Tamil	8,755	119,628	101	1,552
English	158,132	1,913,463	1,083	9,744
Total	243,052	2,743,680	1,972	19,744

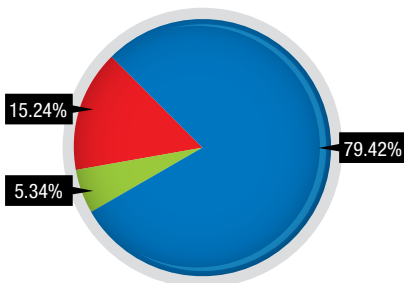
No. of Malay Titles
By Age Group



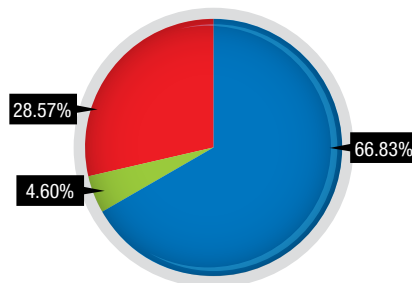
No. of Malay Items
By Age Group



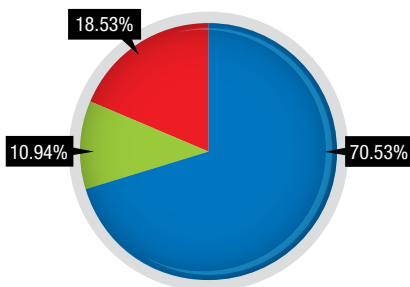
No. of Chinese Titles
By Age Group



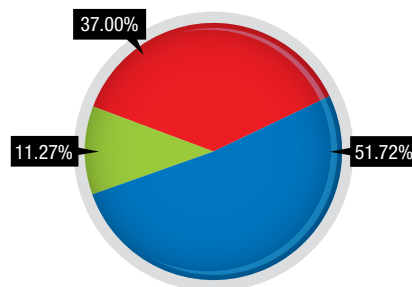
No. of Chinese Items
By Age Group



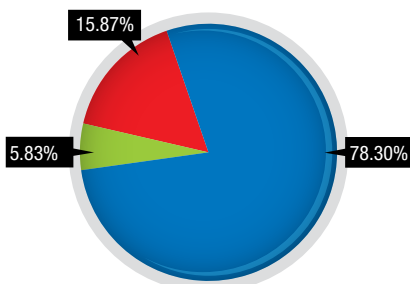
No. of Tamil Titles
By Age Group



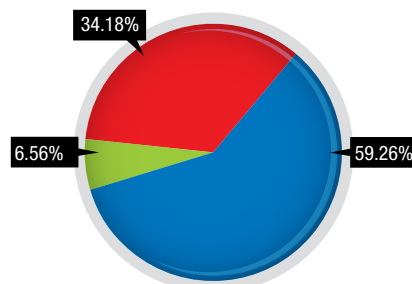
No. of Tamil Items
By Age Group



No. of English Titles
By Age Group



No. of English Items
By Age Group



- Adults
- Young People
- Children

Total Malay Titles 96,216
Total Malay Items 530,857

Total Chinese Titles 267,461
Total Chinese Items 1,689,327

Total Tamil Titles 47,793
Total Tamil Items 327,471

Total English Titles 1,003,338
Total English Items 5,627,135

Summary of Books Acquired (Volumes)

FY2010

Language	Purchase	Gift	Legal Deposit	Total
Malay	64,835	424	140	65,399
Chinese	205,119	9,080	1,814	216,013
Tamil	41,702	68	120	41,890
English	839,466	11,985	7,558	859,009
Total	1,151,122	21,557	9,632	1,182,311

FY2009

Language	Purchase	Gift	Legal Deposit	Total
Malay	48,622	298	286	49,206
Chinese	91,494	3,354	2,662	97,510
Tamil	39,365	1,380	242	40,987
English	516,966	12,019	8,528	537,513
Other Language	-	842	236	1,078
Total	696,447	17,893	11,954	726,294

FY2008

Language	Purchase	Gift	Legal Deposit	Total
Malay	43,991	307	299	44,597
Chinese	155,230	4,557	2,460	162,247
Tamil	53,388	158	210	53,756
English	543,559	13,802	9,243	566,604
Total	796,168	18,824	12,212	827,204

FY2007

Language	Purchase	Gift	Legal Deposit	Total
Malay	43,848	1,242	195	45,285
Chinese	148,751	3,679	2,745	155,175
Tamil	46,083	709	170	46,962
English	538,246	10,014	9,066	557,326
Total	776,928	15,644	12,176	804,748

FY2006

Language	Purchase	Gift	Legal Deposit	Total
Malay	41,034	87	154	41,275
Chinese	165,442	4,039	2,018	171,499
Tamil	32,570	921	116	33,607
English	552,777	14,278	7,118	574,173
Total	791,823	19,325	9,406	820,554

FY2005

Language	Purchase	Gift	Legal Deposit	Total
Malay	38,304	344	172	38,820
Chinese	100,355	3,767	2,465	106,587
Tamil	23,890	113	106	24,109
English	475,804	18,303	5,243	499,350
Total	638,353	22,527	7,986	668,866

FY2004

Language	Purchase	Gift	Legal Deposit	Total
Malay	27,115	167	287	27,569
Chinese	120,879	2,955	2,174	126,008
Tamil	26,297	1	108	26,406
English	404,785	3,804	6,275	414,864
Total	579,076	6,927	8,844	594,847

FY2003

Language	Purchase	Gift	Legal Deposit	Total
Malay	29,132	251	280	29,663
Chinese	151,421	12,188	2,820	166,429
Tamil	21,172	131	192	21,495
English	352,399	6,279	6,967	365,645
Total	554,124	18,849	10,259	583,232

Summary of New Titles Catalogued

FY2010

Language	Adult	Children	Total
Malay	2,487	3,075	5,562
Chinese	13,968	3,774	17,742
Tamil	2,076	584	2,660
English	40,053	13,021	53,074
Other Language	17	-	17
Total	58,601	20,454	79,055

FY2009

Language	Adult	Children	Total
Malay	2,497	2,849	5,346
Chinese	11,337	1,718	13,055
Tamil	2,410	518	2,928
English	39,313	9,308	48,621
Other Language	-	-	-
Total	55,557	14,393	69,950

FY2008

Language	Adult	Children	Total
Malay	2,687	2,357	5,044
Chinese	13,841	1,885	15,726
Tamil	3,366	808	4,174
English	40,446	9,567	50,013
Other Language	160	-	160
Total	60,500	14,617	75,117

FY2007

Language	Adult	Children	Total
Malay	2,809	2,830	5,639
Chinese	14,674	1,943	16,617
Tamil	3,389	780	4,169
English	38,364	10,168	48,532
Other Language	173	-	173
Total	59,409	15,721	75,130

FY2006

Language	Adult	Children	Total
Malay	3,152	1,807	4,959
Chinese	14,442	2,623	17,065
Tamil	2,586	703	3,289
English	48,642	13,732	62,374
Total	68,822	18,865	87,687

FY2005

Language	Adult	Children	Total
Malay	3,103	1,649	4,752
Chinese	15,918	1,579	17,497
Tamil	2,729	287	3,016
English	41,223	7,527	48,750
Total	62,973	11,042	74,015

FY2004

Language	Adult	Children	Total
Malay	2,714	981	3,695
Chinese	12,178	1,989	14,167
Tamil	1,374	301	1,675
English	35,202	6,368	41,570
Total	51,468	9,639	61,107

FY2003

Language	Adult	Children	Total
Malay	2,817	962	3,779
Chinese	9,386	1,597	10,983
Tamil	2,885	450	3,335
English	31,869	5,648	37,517
Total	46,957	8,657	55,614

Summary of Metadata Records Created*

Financial Year Ending



* Figures consist of metadata records for library resources only (excludes NLB resources tagged in DRMS).

** From FY2009, figures include ebooks metadata records enhanced from the vendors' records.