



Wheelchair Friendly Routes (Train) Bedok Public Library

Updated December 2021

From Bedok MRT Station (EW5) to Bedok Public Library



1. Exit from Bedok MRT gantry, keep right.
Turn right once you see the "Exit" sign



2. Turn left



3. Head towards the lift



4. Take the lift to go down to B1



5. Exit the lift and turn right




6. Go straight towards the exit sign




7. There will be a lift on your left



8. Take the lift up



9. Exit the lift and turn right to go down the ramp



10. Head towards McDonald's and turn right to pass by Cheers



11. Go straight towards Bedok Square



12. Head towards the hawker centre



13. Go up the ramp beside the hawker centre



14. Go straight towards the money changer



15. Turn right after the money changer



16. Go up the ramp and turn left



17. Go straight and turn right at the small crossing



18. Cross this small road and turn right upon reaching the other side



19. Head towards the shops on the other side and turn right to go down the ramp



20. Go down the ramp and keep left



21. Head towards "i-tea" and turn right to go down the ramp



22. Turn left and head towards NTUC FairPrice building



23. Turn left upon seeing the NTUC Fairprice building



24. Head towards the "NTUC Fairprice" trolley bay and go straight towards the shelter



25. At the entrance of the shelter, turn right



26. Go up the ramp and turn left



27. Go straight past "Timezone" and head into the lift lobby C on the left



28. Turn left into Lobby C and take any of the 2 lifts




29. Take the lift to level 3



30. Exit the lift lobby and turn left



31. Go straight pass by the toilets and head to the doors at the end



32. Exit the doors and turn left.
You will see Bedok Public Library



33. You have successfully reached your destination: Bedok Public Library