




Wheelchair Friendly Routes (Train) Bukit Batok Public Library

Updated December 2021

From Bukit Batok MRT Station (NS2) to Bukit Batok Public Library



1. At Bukit Batok MRT station, turn left at the main exit



2. Go down the ramp and turn left



3. After turning left, go straight and turn left




4. Head down the slope



5. Enter West Mall



6. Keep towards your right and go straight




7. Turn left near Pizza Hut to take the lift



8. Continue straight towards Pizza Hut



9. Turn left after Pizza Hut



10. Follow the path




11. Go straight and turn left when you see the green exit sign



12. Head towards the lift



13. Take the lift to level 3



14. At level 3, go straight and turn right




15. Follow the route and go through the corridor




16. Follow the path from Kitty Mobile




17. Head straight



18. Turn right at the first corner



19. Continue to head straight and turn right at the second corner




20. Go straight and turn right once you past the counter



21, Welcome to Bukit Batok Public Library!

Alternative route to Bukit Batok Public Library via Lift (High Traffic)



1. Turn right for lift near Ya Kun



2. Keep heading straight till you see Ya Kun



3. Turn right and go straight



4. Wait for the lift and proceed to level 3



5. After alighting from the lift, go straight and turn right



6. Turn left and head straight after passing Ichiban Sushi



7. Turn right and head towards Bukit Batok Public Library



8. Welcome to Bukit Batok Public Library!