






Contents


- Library Etiquette & Safety Precautions
- Library Staff
- Library Space (Level 1 & Level 2)
- Services (Catalogue, Printing Stations, MMS, Reservation Lockers)

Library Etiquette & Safety Precautions





A Good Condition Book
(Without any tear, scribbling or, soiled)



I must be careful when I'm using library books or other library items.



I cannot tear, fold or step on books because they will be damaged.

Everyone can enjoy the books only if they are not damaged!




I must not play on the staircase.

I do not want to fall from the staircase and injured myself.



I must not lean over the railings.

I do not want to lose my balance while leaning over the railing and fall down.




There will be potted plants like these all over the library.

I shall not play with them or push them over.

If I push the plants, they may topple over and I may break the plant.

I do not want to fall and cut myself on the broken pot pieces.



I will not enter in these areas that is cordoned off.
If I enter, I may topple over any furniture and may
injured myself.



If I browse magazines, I must pull up the drawer slowly and carefully.

I do not want my finger to get caught between the drawers because it will be very painful.



These are **Mess Up Trolley**.


They are located at Level 1 and Level 2.

If I decided to not borrow the books, I can place it here.

I will not play or, push the trolley around because, I may hurt myself or someone else.



I will not touch the barriers.
I will follow the instructions if
there are any.



This way, people will not trip on them or
become confused about where to go.



If I have selected my books, I will queue and wait for my turn to borrow my books.



Level 1



Level 2

Occasionally, there are **exhibitions and special displays** at Level 1 or, Level 2.
I shall not play with them or push them aside.

If I push the exhibition or special displays, I may injured myself or someone else.


Library Staff




I can get help from library staff who wear these uniforms



Library Staff



I can get help from library staff who wear these uniforms





Library Space (Level 1 & Level 2)

Library Space (Level 1)

I will queue up to enter the library.



Library Space (Level 1)

This is an **RFID Gate**. It will beep a sound if I did not borrow my books before leaving the library.



Library Space (Level 1)



I can come here, to check for more information.

If I need help, I will go to this **information point** near the lift lobby at Level 1.


I will wait for the library staff to come.

Library Space (Level 1)

I can come here to check for
monthly **Book Displays** at
Level 1



Library Space (Level 1)



Adult & Teens Collection



Children Collection

I can come here to see New Books on the **New Arrival Shelves**
at Level 1 every morning

Library Space (Level 1)

Entrance of Programme Zone



This is **Programme Zone**
where I can attend exciting
Programmes.

Library Space (Level 1)



This is how the programme zone looks like!

Library Space (Level 1)



This is the **Book Exchange Corner**.

I can donate unwanted books for
others to read.

Library Space (Level 1)



Children's Collection



Children's Singapore Collection

At **Level 1**, I can explore audiovisual materials, magazines, books for children in English, Malay, Chinese and Tamil Language. There are also children's book about Singapore.

Library Space (Level 1)



Magazines (For Adults)



Audiovisual Materials
(For Adults and Children)



Adult Fiction

At **Level 1**, there are books, audiovisual materials and magazines for Adults.

Library Space (Level 1)



There are wheelchair accessible toilets on every level.



This sign shows me the wheelchair accessible cubicle.

Library Space (Level 2)



Singapore Collection



General Collection



Young People Collection

At **Level 2**, there are books in English, Malay, Chinese and Tamil language for Adults and Teenagers on the shelves. There are also Comics and Singapore Collection.

Library Space (Level 1 & Level 2)



If I need to go to the toilet,
I can put the unborrowed
books here

Library Space (Level 1 & Level 2)

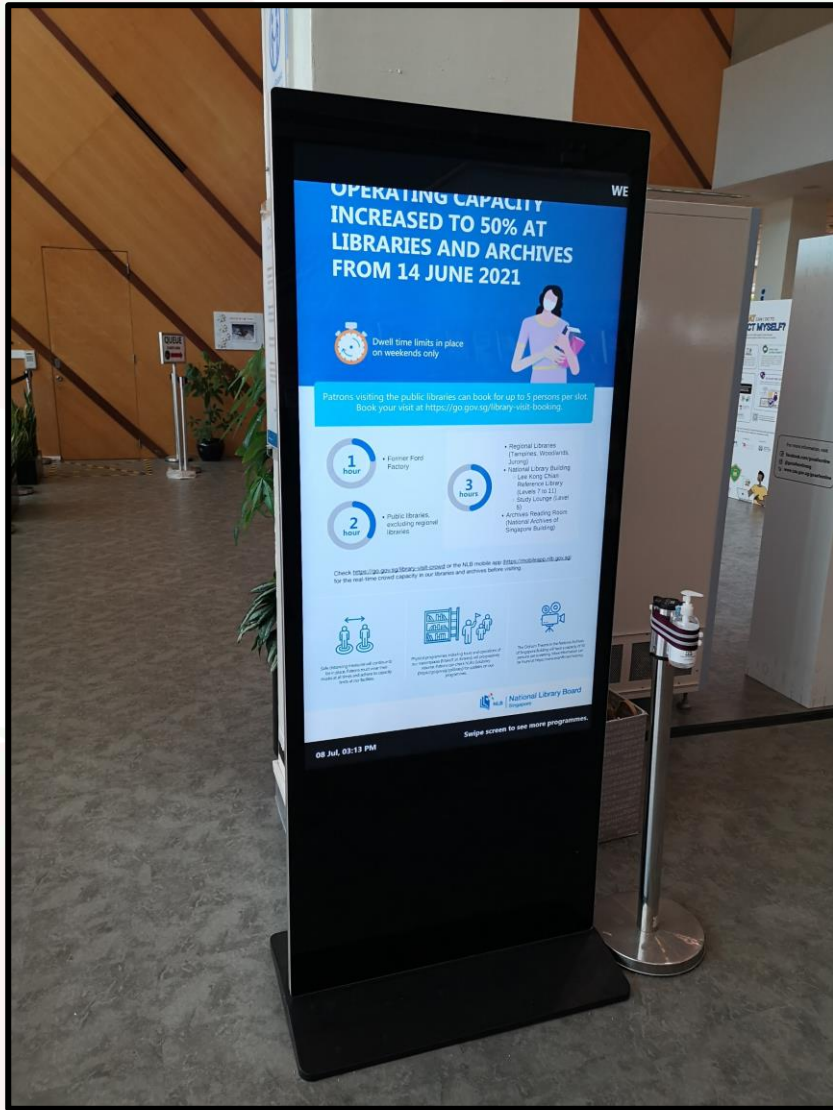
If I leave my items on the table
unattended for a long time,

my items will be removed and kept in the

Seat Reservation Box



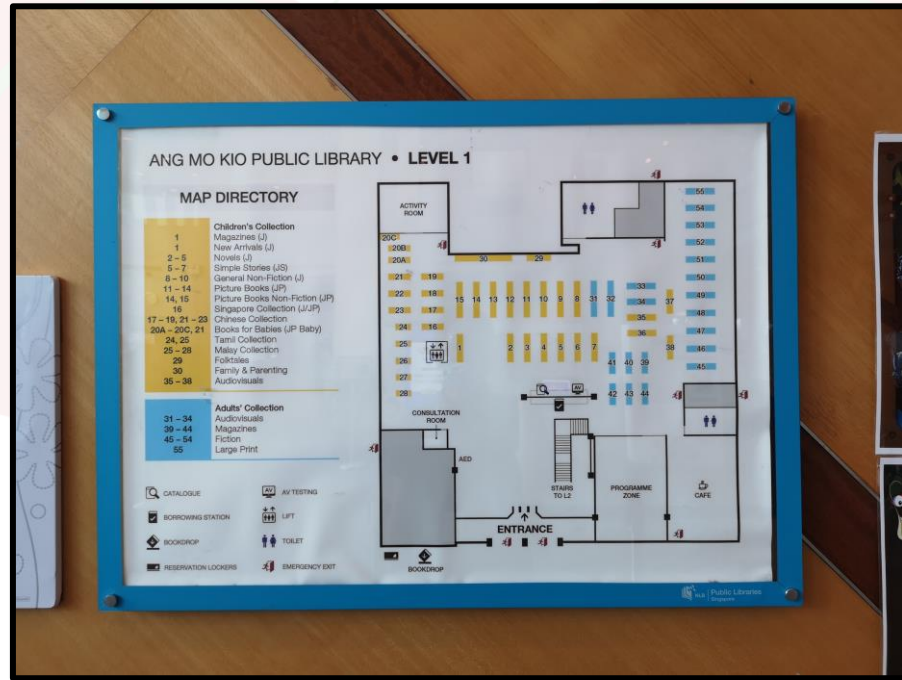
Library Space (Level 1 & Level 2)




This is a **Digital Board**.

I can browse through to see any upcoming programmes.

Library Space (Level 1 & Level 2)



Level 1



Level 2

I can find a map like this on Level 1 and Level 2.

It shows me the layout of the floor and where to go to find various things.

Library Space (Level 1 & Level 2)



On **Level 1** and, **Level 2**, there are signages that show categorised books on the shelves based on their Subjects.


Library Space (Level 1 & Level 2)



I can look for signs like these to help me find the toilets at every level.



Services
(Catalogue, Printing
Stations, MMS,
Reservation Lockers)



This is the **AV Testing Station**.
I can test Library's Audiovisual Items over here before borrowing the item(s).



At Level 1, I can borrow and bring back home books that I like to read at the **Book Borrowing Station**.

Experience the **revamped**

NLB MOBILE APP

New look, improved navigation, and personalised recommendations



NEWS

Read eNewspapers and eMagazines

Enjoy complimentary access to local (SPH) and international eNewspapers and eMagazines.

Find a Title

Browse and borrow a title. Choose from over 900,000 copies of eBooks and audiobooks.

Scan and Borrow

Beat the queue at the libraries! Scan and borrow physical materials easily.

Manage Your Account

Check your loan records, reservations, due dates of items, and pay outstanding fees.

Download on the **App Store** | **GET IT ON Google Play**

Don't miss out on these useful features and more! Scan the QR code or visit go.gov.sg/nlb-mobile to download.

NLB | National Library Board Singapore

I can also borrow or reserve books using the **NLB Mobile app!**



GO.gov.sg

<https://go.gov.sg/nlb-mobile>

I can scan this QR code to download the app using Google Play or Apple App Store.

Books & AV

Loans

Reservations

Borrowed 1 / 100



Knit 2 socks in 1 : discover the easy m...

Talley, Safiyah
B376987275

Due on 11 Sep 2023



After I **borrow a book**, I can check the due date on my NLB Mobile App

The **due date** for me to return the book I borrowed will be written here.

The borrowing station does not print loan receipts.

Tap to Renew



If I wish to renew the book, tap on the renew button.




If a book is unavailable, I can reserve it.
I will come here another day to collect my reserved books from
the **Reservation Lockers.**

This is the **Bookdrop**.

I have to return my borrowed books here by the due date.






These computers are called **Multimedia Stations**.

I can find them at level 2. I can access and use these computers to do many things.

I can login first.



I can pay for printing by using Ez-Link, Visa, Mastercard, ApplePay or SamsungPay

This is a **printing station**.

I can find this near the multimedia stations on levels 2.

I can come here to print documents and pay for printing.

Before printing, I will use the multimedia station to submit the document to print.



These machines are called **Catalogue Stations** or also known as **OPAC Stations**.

I can find them all around the library. I can use them to search for books that I want to read.



Now I know where to go in the library.

I also know what I can find and do at each level.

If I want to read and listen to stories, I can always come back to visit the library!

If I need more help, I can send an email to enquiry@nlb.gov.sg.