

NLB

National Library Board
Singapore

Contents

Introduction	3
1. Preparation and understanding research	
4 steps of S.U.R.E. & research preparation	4-5
Effective online search strategies	6-7
Infographic: 5W1H questioning technique	8
Research At Your Fingertips	9
2. NLB eResources	10
PressReader	10-11
ProQuest Central	12-13
EBSCOHost Databases	14
NewspaperSG	15-16
Singapore Infopedia	17
Archives Online	18
Eye on Asia	19
3. Citation and referencing	20
4. Combating fake news & online falsehoods	
Understanding fake news / Impact of fake news	21
Fact-checking techniques and websites	22-23
Infographic: How to deal with dubious messages	24
5. Annex	
Setting up myLibraryID	25

Introduction

The National Library Board (NLB) launched the S.U.R.E. campaign to highlight the importance of information literacy and information discernment skills. S.U.R.E. stands for: Source – ensuring the source of information is credible and trustworthy; Understand – searching for facts rather than opinion; Research – investigating and comparing the information with different sources; and Evaluate – looking at issues from different angles and exercising fair judgement.

The S.U.R.E. Research Guide has been developed based on the four steps of S.U.R.E. and will teach students and adult learners about the principles of effective research, how to use NLB's eResources (readily available online) and guidelines on combating online falsehoods.

The content is suitable for secondary and post-secondary students conducting research for their projects and school assignments. Working professionals can also use this guide for their academic and general research needs.

A section on combating fake news and online falsehoods has also been included due to their increasing prevalence and proliferation on social media and online messaging platforms.

Through this guide, we hope to nurture and empower individuals to become effective 21st century learners, armed with the necessary research and information discernment skills to find credible sources and fact-check questionable information.

The S.U.R.E. Team
National Library Board

Tell us how our research guide has benefited you!
Email us at sure@nlb.gov.sg

4 Steps of S.U.R.E.

When conducting research, it is important to ensure that the information obtained is both accurate and relevant. The S.U.R.E. steps can be applied at various phases of your research.



SOURCE

Look at its origins. Is it trustworthy?

Make sure that the source of information is credible and reliable.



UNDERSTAND

Know what you're reading. Search for clarity.

Look for facts rather than opinions.



RESEARCH

Dig deeper. Go beyond the initial source.

Investigate thoroughly before making a conclusion, check and compare with multiple sources.



EVALUATE

Find the balance. Exercise fair judgement.

Look from different angles — there are at least two sides to a story.

Research Preparation

With proper preparation and the right mindset, research can be more efficient and fruitful with the following tips. With practice, you will develop and become more comfortable with your own research workflow and eventually be able to find more quality information in a shorter amount of time.

Things to have

Laptop/Desktop




Assignment or project documents



Notebook and pen





Topic/problem statement

Ensure that you:

- Fully understand the scope of your research topic or problem statement
- Conduct thorough background reading to understand the definitions and relevant case studies on the topic
- Find out if other studies or research have been conducted on your topic before
- Refer to them and consult your lecturer if you intend to link them to your topic



Keywords and related articles

Successful research often hinges on your ability to understand the keywords and articles related to your topic.

- Write down all the keywords before starting your search online
- Make a good habit of bookmarking sites of interest. You never know when they will come in handy



Start early and build up your sources

Research is an iterative process that may require some time and clarification with your teachers or supervisors

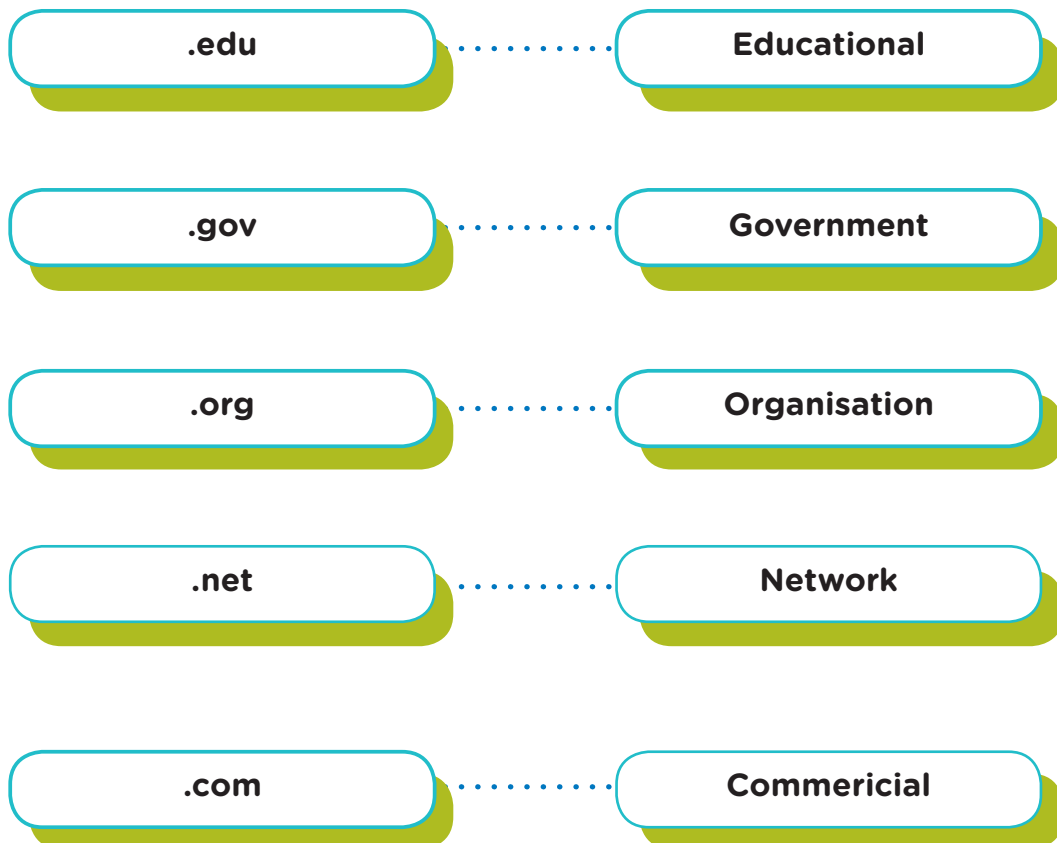
- Do not wait until the deadline is near. Ten minutes of research each day will go a long way in making your project easier
- Always review if you have found enough information. It is always safer to have multiple sources confirming a factual statement

Effective Online Search Strategies

Online research may result in millions of hits being generated, leading to an information overload. Another problem is the inclusion of unofficial or unreliable sites in the search results that may not contain the credible information you need. Being aware of web domains and using specific search engine commands can help to narrow your search results to ones that are credible, relevant and trustworthy.

Web domains

One way to gauge the credibility of a website is by identifying its web domain type. When doing research, it is advisable to gather information from official domains such as government (.gov), education (.edu), or organisation (.org).



Important tip

Cross-reference your information with multiple sources to legitimise your research.

Search engine commands

To narrow your search to more credible sites, try keying in your search terms with the following commands:

Search Term (example)	Command	Logic
Tertiary Education		Unfiltered
"Tertiary Education"	Add quotation marks " "	Limits to the exact phrase
"Tertiary Education" site:gov.sg "Tertiary Education" site:edu.sg	Add site:gov.sg Add site:edu.sg	Limits to the specific domain type .gov(government) or .edu(education) website
"Tertiary Education" site:bbc.com	Add site:bbc.com	Limits to specific website International news: bbc.com cnn.com Local news: straitstime.com channelnewsasia.com



TIP: Don't limit your searches to Singapore (.sg) websites. You can search for country-specific information by adding in the country's web suffix (e.g. .au for Australia, .my for Malaysia)

5W 1H

Questioning Technique

This technique allows you to better understand the information you come across during your research, hence fulfilling the “U” portion of the S.U.R.E.steps.



Who

Identify the people or characters involved.

Where

Find out about the place, location, or exact spot. You can consider different scales - global, regional or local.



What

This refers to the issue at hand. Some aspects include official definitions, activities, actions or problem to be solved.

When

This refers to the timeframe. Is the issue taking place in the past, at present or in future? Consider the specific year, date and time.



Why

Uncover the cause and motivation behind the issue.

How

How did the event take place?
How will you solve the situation?



Did you know?

You can consider using this framework to expand a discussion, scope your research, organise your findings, or create articles and reports.

Research At Your Fingertips

The Internet has made it possible for anyone to publish web pages. You can use these five criteria to evaluate different websites to ensure they are balanced and provide factual information: Authority, Accuracy, Currency, Coverage and Objectivity.



Authority
The source of information

- Is there an author?
- Is the institution, organisation or author, recognised in the field of your research topic?
- Is there an address to contact for more information?



Accuracy
The reliability of the information

- Are information sources cited and listed in a clear manner so that they can be verified?
- Is the information presented in correct grammar and spelling?
- Is there information on the website that you suspect is wrong?



Currency
The timeliness of the information

- When was it written?
- When was the webpage updated?
- Are the links still working or have they expired?



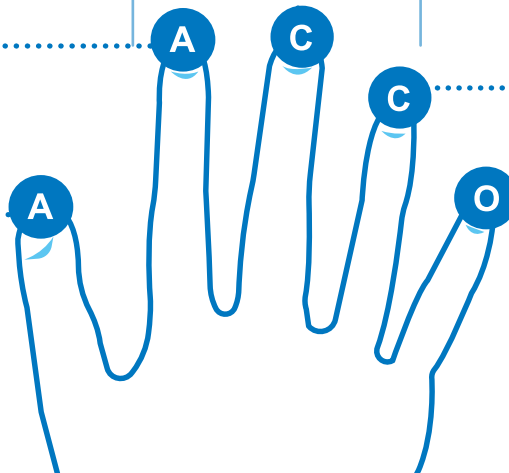
Coverage
The relevancy of the information

- Is the information related to your research topic?
- Does it help to answer your question?
- How broad and how in-depth was the topic coverage?
- Does it lead to locating other related information?



Objectivity
The reason the information exists

- Is the information one person's opinion, and if so, is it biased?
- Is it the information provided as a public service or is it affiliated to an organisation with a private agenda?
- Does the information appear impartial, and does it acknowledge other perspectives?



These five factors can also be used to evaluate the purpose of an article or site.

To persuade

To explain

To inform

To entertain

To sell something

Start early and build up your sources

NLB's eResources

eresources.nlb.gov.sg

This section features different electronic resources (eResources) available from the National Library Board (go to eresources.nlb.gov.sg). An NLB myLibrary ID is required for eResources that state "Login required"; to learn how to set up your myLibrary ID, please refer to the annex on page 20.

PressReader

PressReader features a collection of over 7,000 newspaper and magazine titles in 60 languages from 100 countries. It is an excellent source for current affairs and global news, and is useful for case studies.

- To access PressReader, go to eresources.nlb.gov.sg

1 Click the "By A-Z" browsing option on the left, select "P", followed by "PressReader." Select PressReader with the caption: Available at all libraries and from home.



Home / By A-Z

Browse By A-Z

All A B C D E F G H I J K L M N **P** Q R S T U V W X Y Z Other Languages

6. PressReader

PressReader provides access to thousands of the world's leading newspapers and magazines from more than 100 countries in 60 languages. Publications are presented as full digital replicas and offer advanced digital features such as keyword searching, translation, audio functionality and much more.

Previously known as Library PressDisplay. Available at all libraries and from home. The Business Times, The Straits Times and Lianhe Zaobao are available in libraries only.

2 Click the "menu" bar and select "Publications"



Sign In

Home feed

Publications 7631

HotSpot map

Work with us

Blog

Help center

pressreader

Articles Read Today

Home feed

TOP STORIES See All

Singapore English

SECTIONS See All

Business

Create a free account to keep reading on

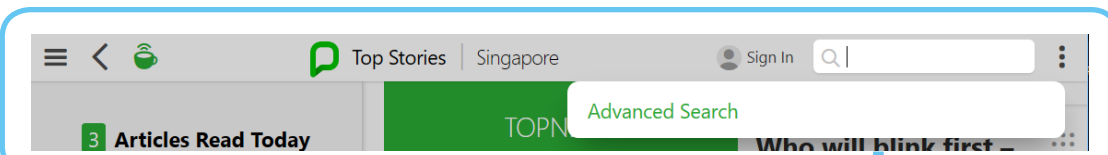
- 3 Next, select the preferred country. For example, you can choose “UK” and all available newspapers and magazines from UK will appear. Select the publication you like and start reading! E.g. Click on The Guardian newspaper and read.

The screenshot shows a mobile application interface. On the left, there is a 'Countries' menu with a list of countries and their corresponding article counts. The 'UK' option is highlighted with a blue circle. To the right of the menu is a grid of newspaper and magazine covers. The 'The Guardian' cover is also highlighted with a blue circle. Below the grid, there are more covers for 'The Daily Telegraph', 'Daily Mirror', 'T3', 'The Observer', 'Evening Standard', and 'Total Film'.

Country	Count
Tanzania	7
Thailand	36
Tunisia	10
Turkey	73
UAE	98
Uganda	5
UK	54
Ukraine	99
Uruguay	17
USA	635
Uzbekistan	9
Vanuatu	1

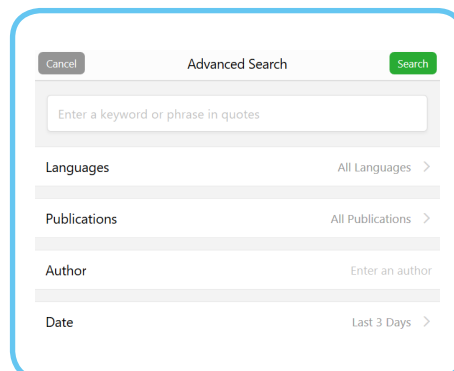
You can also search PressReader by topic and keywords:

Click on the search box at the top right corner, then click on “Advanced Search”.



In the “Advanced Search” menu, you can key in your research topic and also limit your search by country (using the “Publications” option), by language and by date.

PressReader will then search its newspaper database based on your parameters.



ProQuest Central

A database comprising academic journals, trade publications, theses and dissertations, as well as full-text newspaper articles, ProQuest Central (eresources.nlb.gov.sg) covers over 160 subject areas. It also features a user-friendly interface, with an automatic citation function.

- To access ProQuest Central, go to: eresources.nlb.gov.sg

- 1 Click the “By-A-Z” browsing option on the left, select “P”, followed by “ProQuest Central”

Enter text to search

Quick Links

- Primary School Students
- Secondary School Students
- Professionals
- Seniors
- By A-Z**
- By Type
- By Subject
- For Teens
- For Children

Resources Guides
Resources for Mobile Devices
Ask a librarian

Home / By A-Z

Browse By A-Z

All A B C D E F G H I J K L M N **P** R S T U V W X Y Z Other Languages

14. **ProQuest central**

ProQuest Central is the largest single periodical resource available, bringing together in a smart interface, 30 complete databases covering over 160 subject areas, including Business, Health & Medical, Social Sciences, Education, Science and Technology, as well as core titles in the Performing and Visual arts, History, Religion, Philosophy, and Language and Literature, and includes thousands of full-text newspapers.

Available at all libraries and from home.

ProQuest Central

Basic Search | Advanced Search | Publications | Browse | Change databases

"racial harmony" and singapore

Full text Peer reviewed

Search tips

Connecting search terms

Type “and” between your search terms for results containing the words or phrases you entered.

For instances, using the terms “racial harmony” and “Singapore”, makes the results generated more specific and accurate.

Source type

- Scholarly Journals (196)
- Dissertations & Theses (102)
- Newspapers (842)
- Magazines (22)
- Trade Journals (40)
- More >

Publication date

1965 - 2019 (decades)

Enter a date range

Update

Select 1/20 0 Selected items

1 Singapore's social development is a model for China - Li Ruihuan
[sic] Monitoring Asia Pacific - Political, London [London]22 Nov 2001: 1.
... by Singapore's effort in taking **racial harmony** and social stability for its...
of Singapore's **Racial Harmony**, he pointed out **Singapore** is a country where...
briefing. The PNA's aim is to promote **racial harmony** and enhance social cohesion...

Abstract/Details Full text Preview

2 **Racial Harmony Day in Singapore: 20 years on**
Toh, Yong Chuan. The Straits Times, Singapore [Singapore]23 July 2017.
... Terrorism Terrorism has changed the face of **racial harmony** in **Singapore**.
... is a tool **Singapore** has consistently used to promote **racial harmony**. An army...
... its website that it "champions **racial harmony** initiatives in **Singapore**". its...

Details Full text Preview

3 **Racial Harmony Day in Singapore: 20 years on**
Toh, Yong Chuan. The Straits Times, Singapore [Singapore]23 July 2017. [Duplicate]
... Terrorism has changed the face of **racial harmony** in **Singapore**. The Straits Times 11...
... confidence-building is a tool **Singapore** has consistently used to promote...
... harmony. It says on its website that it "champions **racial harmony** initiatives in...

Details Full text Preview

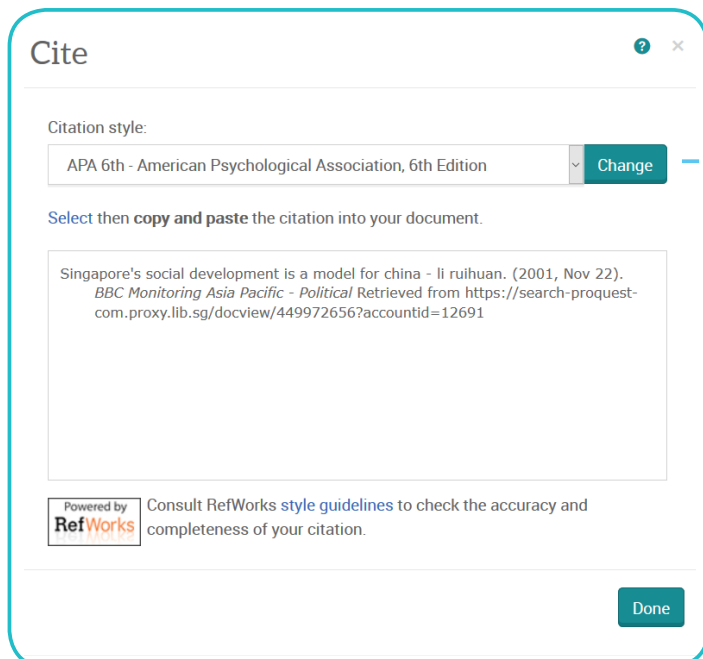
- TIP:** Use the “Narrow results” tab on the left to further filter and streamline your searches.
- 1) Select ‘Source type’.
 - 2) Narrow down the date range under “Publication date” to the last few years for more recent results.

Using the citation tool in ProQuest Central

Tip: Proquest Central has an automatic citation function. Click the “Cite” button and it will auto-cite the article for you. You can select different citation styles to suit your needs eg. APA, MLA, Havard, etc.



The screenshot shows the ProQuest Central interface for an article titled "Singapore's social development is a model for China - Li Ruihuan". The article is from BBC Monitoring Asia Pacific - Political, London, dated 22 Nov 2001. The page includes navigation links like "Back to results" and "1 of 1,481". A search bar is visible at the top right. The article title and author are prominently displayed. Below the title, there are tabs for "Full text" and "Abstract/Details". The "Abstract" tab is selected. On the right side, there is a menu with options: "Save as PDF", "Cite" (circled in blue), "Email", "Print", "Save", and "Add to Selected items". A blue arrow points from the "Cite" button to the "Cite" button in the second screenshot.



The screenshot shows the "Cite" dialog box. It has a title bar with a question mark and a close button. Below the title bar, there is a "Citation style:" label and a dropdown menu showing "APA 6th - American Psychological Association, 6th Edition". A "Change" button is next to the dropdown. Below this, there is a text box containing the citation: "Singapore's social development is a model for china - li ruihuan. (2001, Nov 22). BBC Monitoring Asia Pacific - Political Retrieved from https://search-proquest-com.proxy.lib.sg/docview/449972656?accountid=12691". At the bottom left, there is a "Powered by RefWorks" logo and a link to "Consult RefWorks style guidelines to check the accuracy and completeness of your citation." At the bottom right, there is a "Done" button.

How to change citation styles

- 1) Click the dropdown arrow
- 2) Select desired citation style
- 3) Click 'Change'
- 4) Extract the new citation

EBSCOHost Databases

An online bibliographic and database service, offering more than 80 multi-disciplinary databases targeted at academic users.

- Includes full-text articles from well-known publications such as Harvard Business Review, Scientific American, etc*.

① Enter your search terms into the search bars

business management Select a Field (optional) Search

AND harvard business review Select a Field (optional) Clear ?

AND Select a Field (optional) + -

- By default, each search bar is separated by the “AND” operator, thus allowing search variables to be combined to produce in-depth results

② Use the “Refine Results” on the left column to further filter your search results (Similar to ProQuest’s feature)

Refine Results

Current Search

Find all my search terms:
business management
AND harvard business review

Limiters
Full Text

Limit To

Full Text
 References Available
 Scholarly (Peer Reviewed) Journals

1887 Publication Date 2018

Search Results: 1 - 10 of 13,283 Relevance Page Options Share

1. The Intellectual Link Between Management Research and Popularization Media: A Bibliometric Analysis of the Harvard Business Review.

By: SCHULZ, ANN-CHRISTINE; NICOLAI, ALEXANDER T. Academy of Management Learning & Education. Mar2015, Vol. 14 Issue 1, p31-49. 19p. 5 Charts, 2 Graphs. DOI: 10.5465/amle.2012.0397. Database: Business Source Complete

Subjects: Business management teams; Popularity; Social interaction; Scholars; University research; Effective teaching; Scientific knowledge; Social media; Academic discourse

Show all 7 images

PDF Full Text (618KB) Full Text Finder PlumX Metrics

Like most databases, EBSCOHost also features a filtering column on the left. Additional features like citation can be found on the right after you select an article for reading.

NewspaperSG

eresources.nlb.gov.sg/newspapers



1) Search Newspaper

- Type your keywords into the search bar, for instance, “Bukit Ho Swee Fire”. (Tip: Place your search phrases within quotation marks “ ” to generate exact matches in the results. This is useful when searching for specific names.)
- Besides all the search results, the screen will also show a list of filters (on the left). Use the filters to further refine your results based on parameters such as newspaper titles, year, etc.

Content Available

- Viewable From Home

Newspaper Title

- The Straits Times (855)
- The Singapore Free Press (65)
- Today (43)
- Malaya Tribune (34)
- The New Paper (34)
- New Nation (29)
- The Singapore Free Press and Mercantile Advertiser (1884-1942) (22)

+ Show More

Filter

1,146 results found for bukit ho swee fire

Viewing 1 - 30 results for bukit ho swee fire

Legends: Viewable from home Not Viewable from home Microfilm Reels Save to Citation

Bukit Ho Swee Fire Pictures [ARTICLE + ILLUSTRATI...] Page 20

Malaya Tribune, 3 October 1934 | Microfilm Reel NL4038

bukit ho swee fire Pictures firemen at the bukit ho swee fire on Monday morning. Another scene at the bukit ho swee fire on Monday.

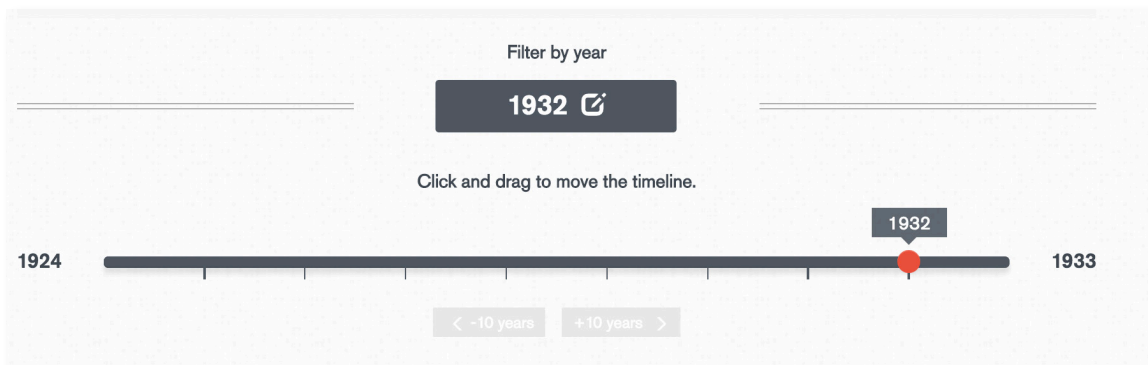
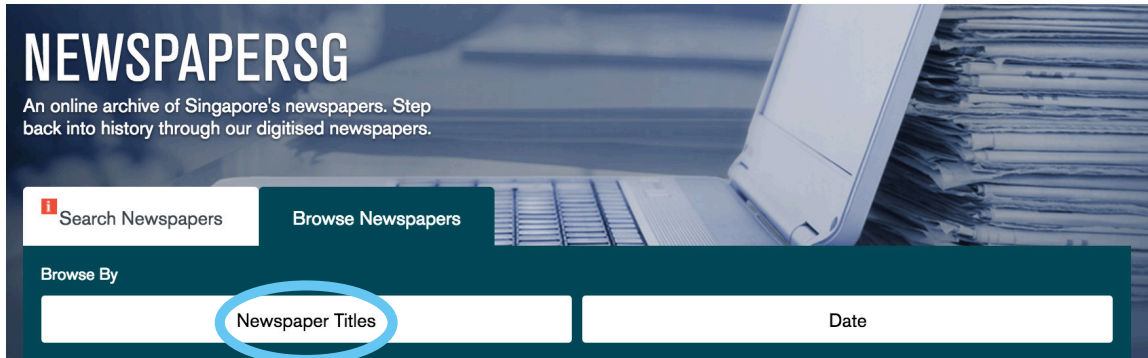
Fire donation [ARTICLE] Page 4

The Straits Times, 10 August 1961 | Microfilm Reel NL12124

fire donation SINGAPORE, Wed. The Straits Times today received \$30 from Mr. Ong Beng hor on behalf of Solicitors Court Clerks for the bukit ho swee fire Fund.

2) Browse Newspapers

- Select your desired newspaper title (e.g. The Straits Times)



3) Browse the desired month, and select the date of your choice

- ACCESS ANYWHERE
- PAGE VIEW ONLY
- MULTIPLE EDITIONS
- ON-SITE ACCESS ONLY
- UNAVAILABLE CONTENT

OCTOBER							NOVEMBER							DECEMBER						
SU	MO	TU	WE	TH	FR	SA	SU	MO	TU	WE	TH	FR	SA	SU	MO	TU	WE	TH	FR	SA
						1			1	2	3	4	5					1	2	3
2	3	4	5	6	7	8	6	7	8	9	10	11	12	4	5	6	7	8	9	10
9	10	11	12	13	14	15	13	14	15	16	17	18	19	11	12	13	14	15	16	17
16	17	18	19	20	21	22	20	21	22	23	24	25	26	18	19	20	21	22	23	24
23	24	25	26	27	28	29	27	28	29	30				25	26	27	28	29	30	31
30	31																			

TIP: For permission and copyright-related questions, please refer to <http://eresources.nlb.gov.sg/newspapers/FAQ>

Singapore Infopedia

eresources.nlb.gov.sg/infopedia

Singapore Infopedia is an electronic encyclopaedia on Singapore's history, culture, people and events. The articles are curated and written by librarians, and include footnotes and citations.

Enter your keyword into the search box at the top-right corner.

singapore infopedia
An electronic encyclopedia on Singapore's history, culture, people and events

Enter your search

Convent of the Holy Infant Jesus

Convent of the Holy Infant Jesus (CHIJ) is the oldest Catholic girls' school in Singapore. Founded in 1854 by the French sisters of the Congregation of the Holy Infant Jesus, the school was established at the corner of Bras Basah Road and Victoria Street (present site of CHIJMES). It moved to Toa Payoh in 1983, and henceforth the primary and secondary sections were renamed CHIJ Primary (Toa Payoh) and CHIJ Secondary (Toa Payoh).

Programme for Active Learning (PAL)

In 2009, the Ministry of Education (MOE) supported the implementation of the Programme for Active Learning (PAL), which sought to achieve a holistic primary education that went beyond providing pupils with content knowledge to equip ...

Singapore Foochow Association

The Singapore Foochow Association was registered on 28 December 1909. It has contributed to education in Singapore through the San Shan School, and has been promoting Chinese culture through organising related activities. Identified ...

Malay Muslim funerals

The Malays think of death as part of a life cycle predestined by God. Malay Muslim funerals follow specific Islamic rites in accordance to syariah (religious laws), and are solemn and dignified affairs. The body of the deceased must ...

Na Govindasamy

Na Govindasamy (b. 1946, Singapore–d. 26 May 1999) was an educator, writer and an Internet researcher. He started writing in the 1960s. His works, which include plays, dramas and short stories for radio and television, furthered the ...

Direct School Admission (DSA)

The Direct School Admission (DSA) scheme was introduced in 2004 by the Ministry of Education (MOE) to cultivate a flexible and broad-based education system in Singapore that looked beyond grades. The scheme gives education institutions, ...

N. Palanivelu

N. Palanivelu (b. 1908, Tanjore district, Sikkal, Tamil Nadu, India–d. 11 November 2000, Singapore) was a novelist, playwright and poet who had been an active writer for more than 50 years. His short stories and poems reflected political ...

Click on the blue hyperlinks to access other related articles

Stamford Raffles's career and contributions to Singapore



Feedback on article

Thomas Stamford Raffles (Sir) (b. 6 July 1781, off [Ploverham, Jamaica](#) – d. 29 July 1826, Middlesex, England)¹ is famously known as the founder of modern Singapore. Besides signing the [treaty](#) with [Sultan Hussein Shah](#) of [Johor](#) on 6 February 1819 that gave the British East India Company the right to set up a trading post in Singapore, Raffles made several other contributions that helped establish Singapore as a thriving settlement.

Contributions

Founding of Singapore

In December 1818, Raffles left Calcutta in search of a new British settlement to replace Malacca. Malacca was one of the many British territories returned to the Dutch under the Treaty of Amiens. Raffles had foresight that without a strategic British trading post located within the [Straits](#), the Dutch could gain control of Straits trade.² Raffles arrived in Singapore on board the *Indiana* on 28 January 1819. Accompanied by [William Farquhar](#) and a [sepooy](#), he met Temenggong [Abdul Rahman](#) to negotiate for a British trading post to be established on the island. On 6 February 1819, Raffles signed an official treaty with Sultan Hussein and the Temenggong and on this day, the Union Jack was officially hoisted in Singapore.³

Explore Further



People

[Abdul Rahman, Temenggong](#)

[Farquhar, William](#)

Scroll down for **References**. Note these book titles down for citation!

References

1. Boulger, D. C. (1999). [The life of Sir Stamford Raffles](#). Amsterdam: Pepin Press, pp. 2, 387. (Call no.: RSING 959.57021092 BOU-[HIS])
2. Makepeace, W., Brooke, G. E., & Braddell, R., St. J. (Eds.). (1991). [One hundred years of Singapore](#). Singapore: Oxford University Press, pp. 6–7. (Call no.: RSING 959.57 ONE-[HIS])
3. [Sir Thomas Stamford Raffles: Book of days](#). (1993). Singapore: Antiques of the Orient, pp. 67, 71. (Call no.: RSING 959.57021092 SIR-[HIS])
4. Buckley, C. B. (1984). [An anecdotal history of old times in Singapore](#). Singapore: Oxford University Press, pp. 79–87. (Call no.: RSING 959.57 BUC-[HIS])
5. Moore, D., & Moore, J. (1969). [The first 150 years of Singapore](#). Singapore: Donald Moore Press, p. 82. (Call no.: RSING 959.57 MOO-[HIS]); Buckley, C. B. (1984). [An anecdotal history of old times in Singapore](#). Singapore: Oxford University Press, pp. 74–75, 81. (Call no.: RSING 959.57 BUC-[HIS])
6. Pearson, H. F. (1969, July). Lt Jackson's plan of Singapore. *Journal of the Malaysian Branch of the Royal Asiatic Society*, 42(1) (215), 161–165. Retrieved from JSTOR via NLB's eResources website: <http://eresources.nlb.gov.sg/>
7. Boulger, D. C. (1999). [The life of Sir Stamford Raffles](#). Amsterdam: Pepin Press, pp. 308–310, 333. (Call no.: RSING 959.57021092 BOU-[HIS])

Archives Online

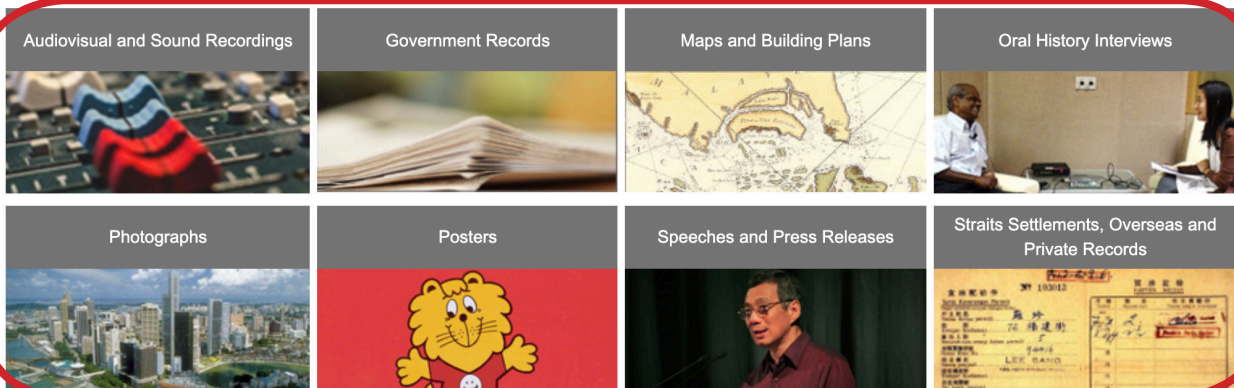
nas.gov.sg/archivesonline

Archives Online provides information and access to archival records of different media, such as photographs, government records, oral history interviews etc. It is an excellent database of primary sources for any

Enter your search term here if you have a specific topic

Basic Search Advanced Search OneSearch

Keyword(s)



You can browse the media types by their categories on the main page

Databases	
<input checked="" type="checkbox"/> Photographs	743
<input checked="" type="checkbox"/> Oral History Interviews	5,276
<input checked="" type="checkbox"/> Audiovisual and Sound Recordings	389
<input checked="" type="checkbox"/> Speeches and Press Releases	207
<input checked="" type="checkbox"/> Maps and Building Plans	16
<input checked="" type="checkbox"/> Posters	1
<input checked="" type="checkbox"/> Straits Settlements, Overseas and Private Records	313
<input checked="" type="checkbox"/> Government Records	79


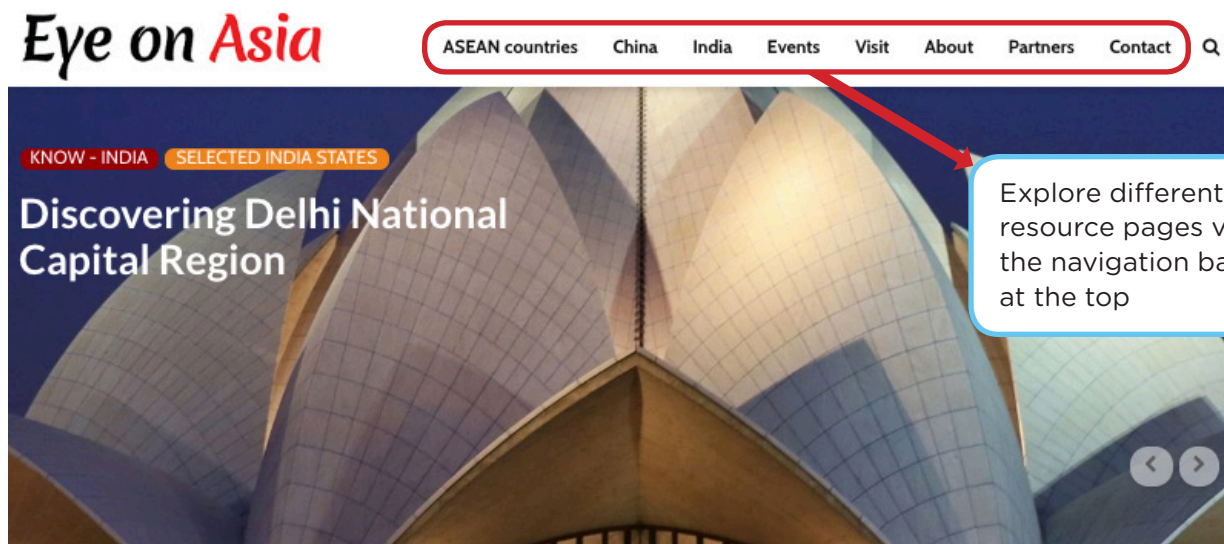
Browse through the different media types. Use a variety of sources to add depth to your research assignment.

Tip: Remember to bookmark your selected ArchivesOnline links for citation purposes

Eye on Asia

www.eyeonasia.sg

Eye on Asia is a collaborative effort by the National Library with various academic and business partners to provide resources about the region and explore internationalisation opportunities abroad. Focusing on ASEAN countries, China and India including emerging cities, you will discover a broad overview of useful resources to help you be more aware of developments in these countries as Singapore gears itself for the future economy.



Information for each country is available in various categories such as studying and business opportunities, city information, culture, etc.

Citation and Referencing

When writing an academic work, it is crucial to cite your sources to:

- Show the extent and depth of your research
- Validate and improve the credibility of your arguments
- Help readers trace the origin of ideas and locate the sources
- Credit the ideas of others
- Prevent you from being accused or charged for plagiarism



What are the components involved in a reference citation?

- Author
- Title of work
- Year of Publication
- Publisher
- Place of Publishing
- Page Number (if relevant)

The above consists of the key aspects of information that you will need to include to form a proper book citation. The order where you arrange these components will differ according to the style of citation.

Here is an example of an APA citation:

Author Year of publication

↓ ↓

Tan, Y.S. (2009) *Clean, green and blue: Singapore's journey towards environmental and water sustainability, Singapore: ISEAS Pub*


← Title

Place of Publishing Publisher




Citation Examples - APA Style

BOOKS




Lee, K. Y. (1998). *The Singapore Story*. Singapore: Marshall Cavendish Editions.

NEWSPAPER



Simpson, J. (2015, April 4). NLB programme to help children assess quality of online information. *The Straits Times*, p.1.

WEBSITE



Sutherland, D. (2015). *Lee Kuan Yew*. Retrieved from <http://eresources.nlb.gov.sg/infopedia> on 2/2/2016.

TIP: Always consult your lecturer or academic supervisor on the preferred citation style (e.g. APA, MLA, Chicago, Harvard)

Combating Fake News & Online Falsehoods

With the widespread use of social media in today’s digital age, the prevalence of fake news has risen significantly over the past years. It is important to understand the nature of such online falsehoods and learn the necessary fact-checking methods to combat their spread.

Understanding fake news

Generally, fake news are false news stories that are written with the deliberate intent to mislead. The table on the right serves as a guide in determining the characteristics of fake news articles.

Fake News	Not Fake News
Deliberately inaccurate	Honest mistakes by reporters (accidental)
Takes advantage of our emotions, prejudices or bias to spread them	News stories or opinions you do not agree with
Designed to lure readers into sharing them	Satire or parodies which aim to entertain

Impact of fake news

Fake news:

- Causes public alarm and confusion

- Diverts emergency resources

- Threatens national security

- Incites hatred and divides communities

- Undermines trust in public institutions

TIP: For more information, refer to the S.U.R.E. website for fake news-related post: <http://www.nlb.gov.sg/sure/category/fake-news>

Fact-checking techniques and website

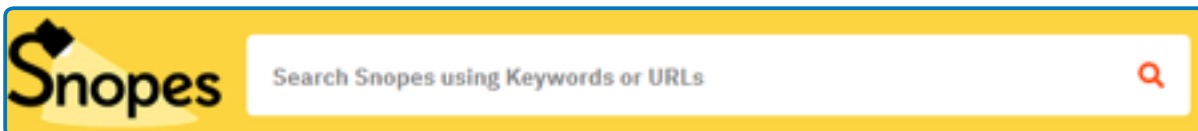
The following techniques and sites feature a variety of ways in which you can fact-check suspicious articles.

Guidelines for fact-checking

- Always read the articles, no matter how convincing their headlines or thumbnails may be.
- Do not share the article without checking whether it is fake or not. This may otherwise lead to more people within your network being misinformed.
- If an article is proven to be fake, message the sender privately and share the method or site you used fact-checked it.

1) Snopes (www.snopes.com)

- Excellent for fact-checking suspicious headlines and fake news
- Good for international or western-based articles



- Type the suspicious headline into the search bar
- Good Articles will show a “rating” on its level of truth, with a detailed explanation of the investigation



2) Hoax Slayer (www.hoax-slayer.net)

- Type Debunks email and Internet hoaxes
- Excellent for debunking common online scams often circulating on social media, particularly those involving cheap airline tickets or cash rewards



3) Singapore-related cases



www.gov.sg/factually

- Presents facts and debunks misconceptions related to the government and public institutions
- Highlights past cases of fake news
- Links to other official government sites for further cross-checking





<http://stomp.straitstimes.com/tag/stomp-fights-fake-news>


- Lists several fake news cases that were proliferated over social media and messaging platforms
- Fact-checks each case, with an explanation of the origins of the photos or videos

4) Reverse-image searching

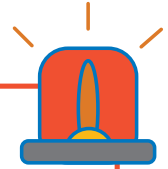
- Suspicious image:
Collapsed HDB flat

Suspicious image: Collapsed HDB flat

- 1) Use Chrome 
- 2) Right-click image 
- 3) Select 'Search Google for image'
- 4) Find matches and analyse for fake image mentions



DO NOT SPREAD: HOW TO DEAL WITH DUBIOUS MESSAGES



Bogus stories can be easily spread through SMS and social messaging tools and apps, such as WhatsApp, WeChat and Line.



Here's what you can do when you receive suspicious messages:

1

Check the credibility of the message

- Is the information from a reliable source?
- Is the author an authority on the subject?
- Cross-check the information with mainstream sources such as newspaper, television and radio.
- Ask family members if you are still unsure.



2

Look out for tell-tale signs that the information is fake

- Incorrect URLs of websites cited.
- Grammatical or spelling errors.
- Sketchy information with few details on persons involved, time and places of incidents.
- Content appeals to emotions - be wary of offers that sound too good to be true.



3

Think before you share


- Do not perpetuate false information unknowingly.



4

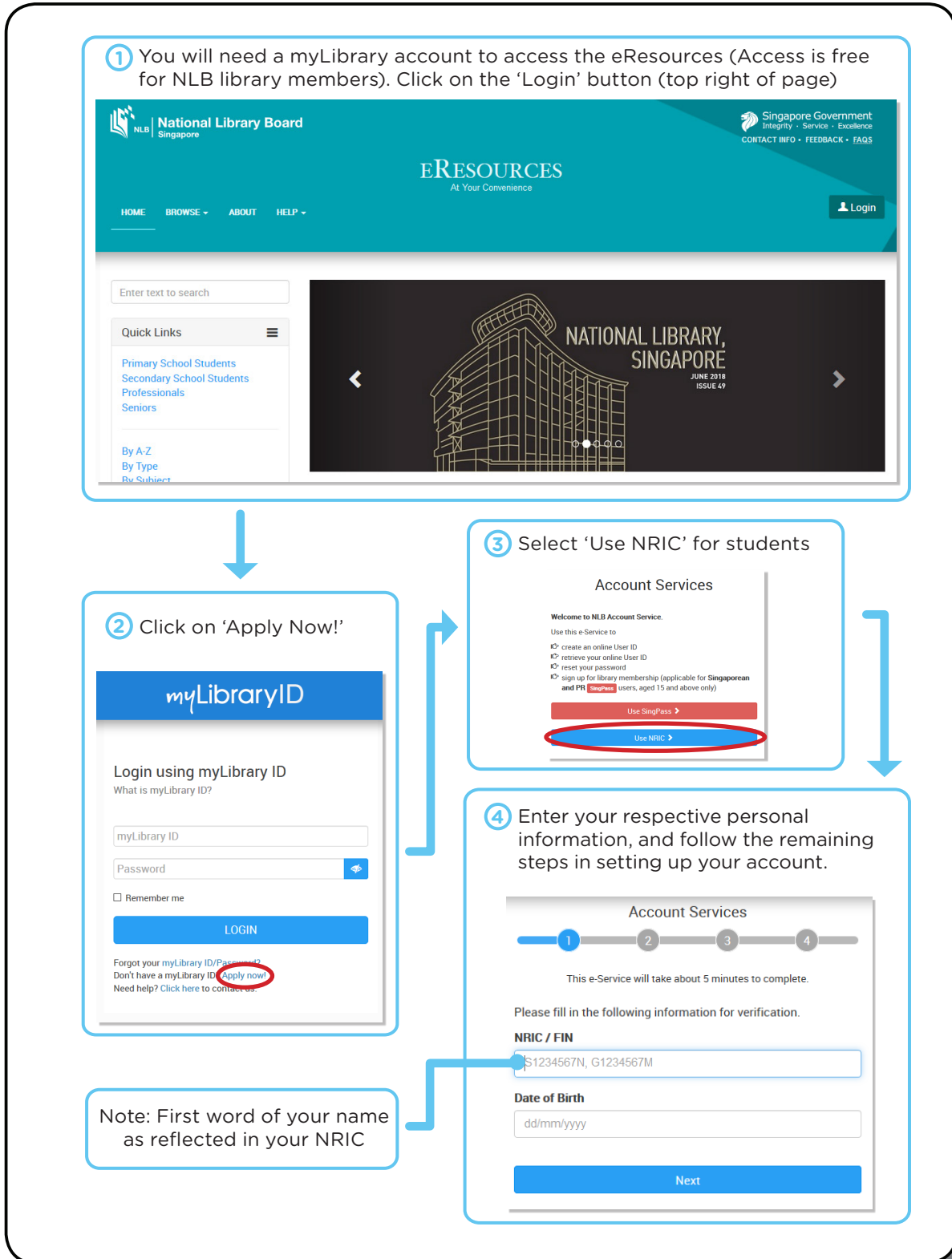
Join the myth-busters

- Inform the sender of the message that the news is false.



Annex-Setting Up myLibraryID

To set up a myLibrary ID, go to eresources.nlb.gov.sg and follow the steps below:





www.nlb.gov.sg/sure

sure@nlb.gov.sg