



Example:





TANGRAM TANGLE!

Objective

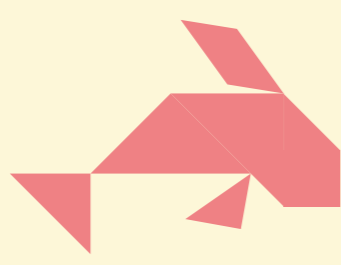
Unveil the mysteries of tangram with Camy!
Solve all eight puzzles to form a colourful animal zoo.

Instructions


- 1 Pop the tangram pieces out along the perforated lines.
- 2 Follow the example to form the giraffe.
- 3 Try to form the other animals! For each silhouette, arrange all the pieces without overlapping them.
- 4 Try them all before referring to the answer key.




Camel




Dolphin




Kangaroo



Horse




Turtle



Fish



Crane



Whale

Fun Facts



Over **6,500** different tangram puzzles have been created, and the number is **evergrowing.**

The **TANGRAM** was popular in **Europe** during the **1800s!**



Pop this card out along the perforated lines and keep it as a token!

Source:

Most popular dissection puzzles in the world. (2014). Retrieved from: <http://theeducationdesk.com/t/tangram-most-popular-dissection-puzzles-in-the-world/91/2>

Source:

History of the tangram puzzle. Retrieved from: <https://www.tangram-channel.com/history-of-the-tangram/>

To learn more about Games and Puzzles, look up call number JP/J 793-794 in the non-fiction section.



Visit us at: <http://www.nlb.gov.sg/discovereads>

