

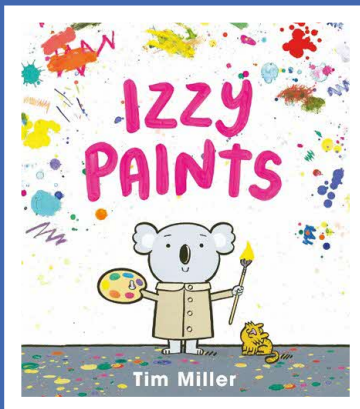
EXPLORING THE WORLD OF COLOURS

Art is a magical journey of creativity and self-expression. Ignite your preschoolers' imaginations and introduce them to the joy of art with interactive activities.

Check out our recommended reads to spark creativity and lay a strong foundation for a love of the arts!

Books that are included in the Toolkit:

Publisher: New York: Balzer + Bray,
an imprint of HarperCollins Publishers, 2022



Suitable for N1-N2

Izzy Paints


By: Tim Miller

Section: Early Literacy Picture Books

Call Number: English MIL

Inspired by a museum visit, a young koala decides to make art of their very own in this playful picture book from acclaimed author-artist Tim Miller.

Publisher: London:
Macmillan Children's Books, 2020



Suitable for K1-K2

I Am an Artist

By: Marta Altés

Section: Early Literacy Picture Books

Call Number: English ALT

Meet the boy who can't stop creating art! He loves colours, shapes, textures and EVERYTHING inspires him. But there's just one problem: his mum isn't quite so enthusiastic. But this boy has a plan to make his mum smile.



EDUCATOR'S RESOURCE (Suitable for N1-N2)

Title: Izzy Paints

Pre-Reading Activity: RAINBOW COLOURS

This activity helps to reinforce colour recognition and listening skills.

Rainbow Colours Song by Jbrary* (Tune: Twinkle, Twinkle, Little Star)

Lyrics:

First comes red and orange too,
Shiny yellow, green, and blue,
Purple ends the pretty rays,
Only seen on rainy days.
First comes red and orange too,
Shiny yellow, green, and blue.


Materials Needed:

- One coloured paper in various colours (red, orange, yellow, green, blue, purple) for each child
- Marker (for teachers)

Instructions:

- Spell and write the colour on each coloured paper clearly. For example, write "Green" on a green paper.
- Have the children sit in a circle and distribute one coloured paper to each child.
- As you sing each line, have the children hold up the corresponding coloured paper.
 - For example, for "First comes red and orange too," hold up the red and orange papers.
 - Continue this process with the rest of the colours.
- At the end of the song, you can review the colours by asking the children to name the colours of their papers.

Green



Read "Izzy Paints" with your children and explore the book with the talking points below:

- What do you like to use for drawing? Do you splash colours everywhere like Izzy does?
- What do you like to draw?
- Who would you like to show your art pieces to?
- How do you think Izzy uses her imagination to create beautiful art pieces?

Post-Reading Activity: SPONGE PAINTING ADVENTURE

This activity helps children develop fine motor skills and creativity through exploring patterns and designs.

Materials Needed:

- Sponges cut into different shapes (circles, squares, stars, etc.)
- Washable paint in assorted colours
- Drawing paper
- Paint trays or paper plates

Instructions:

- Introduce the concept of sponge painting to the children.
- Show the different sponge shapes and explain how they can be used to create patterns and designs.
- Demonstrate how to dip the sponges in paint and create patterns on the drawing paper. Show different techniques such as stamping, dragging or swirling the sponges.
- Distribute sponges, paint, and drawing paper to each child.
- Encourage the children to dip the sponges in paint and create their own unique patterns and designs on the drawing paper.
- Have the children share their artwork and describe their favourite part of the activity.

EDUCATOR'S RESOURCE (Suitable for K1-K2)

Title: I Am an Artist

Pre-Reading Activity: **IF YOU'RE AN ARTIST**

This activity helps children express themselves, and develop coordination and rhythm.

If You're an Artist and You Know It!

(Tune: If you're happy and you know it)

Lyrics:


If you're an artist and you know it, clap your hands,
If you're an artist and you know it, clap your hands,
If you're an artist and you know it, and you really want to show it,
If you're an artist and you know it, clap your hands.

Repeat with different lyrics, such as

stomp your feet **wiggle your hips** **shout "I am!"**



Publisher: London: Macmillan Children's Books, 2020



Read "I Am an Artist" with your children and explore the book with the talking points below:

- What materials does the boy use to create art?
- How do you think the boy feels when he creates his art?
- How do you feel when you create art?
- What do you think the boy does when he runs out of art supplies?

Post-Reading Activity: **RAINBOW MAGIC: EXPLORING COLOUR MIXING!**



This activity introduces children to the primary colours and encourages hands-on exploration as they mix them to create secondary colours.

Materials Needed:

- Red, blue, and yellow paints
- Paint trays or paper plates
- Paintbrushes
- Drawing paper


Instructions:

- Introduce the concept of primary colours - red, blue, and yellow - to the children.
- Explain that these colours are the building blocks for all other colours and show examples of each primary colour.
- Introduce the concept of secondary colours. Demonstrate how to mix primary colours to create secondary colours:
Red + Yellow = Orange
Blue + Yellow = Green
Red + Blue = Purple
- Distribute paint trays or paper plates with blobs of red, blue, and yellow paint to each child.
- Get the children to mix the colours and observe the transformation into secondary colours.
- Encourage them to experiment by combining different colours and exploring their own creative colour combinations. For example, they can mix a primary and a secondary colour to create tertiary colours!




RECOMMENDED READS

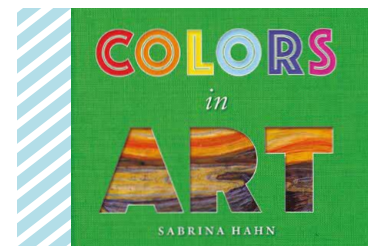
Title: Alma's Art
By: Roda Ahmed & Anita Cheung
Publisher: Los Angeles, California: Hightree Publishing, 2021
Section: Early Literacy Picture Books
Call Number: English AHM
Summary: Meet Alma, she loves to paint. With each new bucket of paint she finds, brushstroke by brushstroke, page by page, magic appears.



Title: The Artist
By: Ed Vere
Publisher: London: Puffin books, 2023
Section: Early Literacy Picture Books
Call Number: English VER
Summary: One brave little artist goes on one epic adventure to share her art, and in doing so learns that it doesn't matter if you colour outside the lines, that art is full of heart... and that maybe you are an artist too!



Title: Colors in Art
By: Sabrina Hahn
Publisher: New York: Sky Pony Press, 2022
Section: Early Literacy Picture Books / Non-Fiction
Call Number: English 701 HAH
Summary: Spark your child's creativity and curiosity with this delightfully curated colours book featuring some of the world's most iconic artworks.



*Book summaries have been adapted from the NLB catalogue and the respective publishing companies.
 The copyright to all book covers belongs to the relevant publishers or illustrators.

Please check for availabilities via our online catalogue at <https://catalogue.nlb.gov.sg/>

For more resources, visit our Early READ page!
 You can find more programmes and learning packages on topics related to Reading, Art, Digital, Science and Sustainability!

Scan the QR code:



<https://go.gov.sg/activitytoolkit2025>