




Wheelchair-Friendly Routes (LRT) Punggol Regional Library

Updated 03/04/2023

Route 1: Sam Kee LRT to Punggol Regional Library Level 1 Entrance




1. Alight at the west bound LRT – Sam Kee.



2. Turn right after exiting the gantry.



3. Proceed down the slope and turn left towards the shelter.



4. Go straight to access the ramp towards One Punggol.



5. Turn right to access the slope.



6. Proceed up the slope and turn left.



7. Proceed straight and turn left.



8. Turn right towards Punggol Regional Library.




9. Welcome to Punggol Regional Library.

Route 2: Sam Kee LRT to Punggol Regional Library Level 2 entrance




1. Alight at the west bound LRT – Sam Kee.



2. Turn right after exiting the gantry.



3. Proceed down the slope and turn left towards the shelter.



4. Go straight to access the ramp towards One Punggol.




5. Turn right to access the slope.



6. Proceed up the slope and turn left.




7. Proceed straight towards Lift Lobby B




8. Take lift to level 2.



9. Turn left after exiting the lift.



10. Proceed straight. Entrance to the library is on the left.



11. Welcome to Punggol Regional Library.