




My Trip to Central Arts Library Social Story



Contents









- Library Etiquette & Safety Precautions
- Library Staff
- Library Space (music and movie facilities, etc.)
- Services (Catalogue, Book Borrowing Stations, etc)



I am at **Central Arts Library.**

Here are some things I should know before I begin my visit.


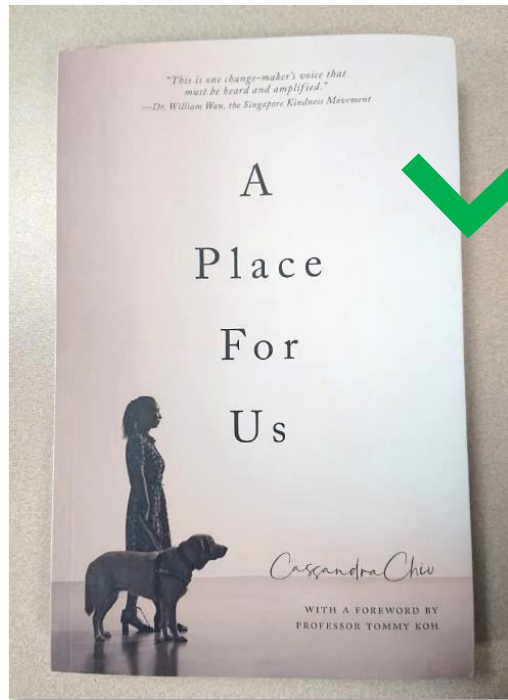
Library Etiquette & Safety Precautions

Shout <ul style="list-style-type: none">• Playing• Emergency X	 
Talk Loudly <ul style="list-style-type: none">• Talking outdoors X	 
Talk <ul style="list-style-type: none">• Talking Indoors X	 
Whisper <ul style="list-style-type: none">• In the library ✓	 

Inside the library, I use my quiet voice.



It is important to walk in the library.



I am careful when I am using the library books.

I will keep the books in a proper condition.

Only then can everyone can enjoy the books.



**Do NOT climb
on the shelves**

If I climb on the shelves, they may dislodge.

The books and the shelves can fall.

I can get injured when the books fall on me.




There will be potted plants like these around the library.


The plants and pots may break if I play with them.

The broken pieces can hurt others.


When using the escalator, I must follow these safety measures:



I can hold on to the handrail while I am on the escalator.




I will walk up the escalator if I need to. I am mindful of the railings as I can get injured.



I will keep the landing area clear so that I do not obstruct other people

When using the escalator, I must follow these safety measures:




In the event of a fire, the alarm will ring and the fire lights will flicker.

I need to be alert and wait for further instructions.



If there is a need to evacuate, I can look out for these exit signs.
These exit signs will direct me to safety.



Library Staff

I can get help from library staff who wear these uniforms.



Library Space

This is what I see when I enter **the library**.



If I walk straight from the entrance, I can find the **Music CDs, performing arts books and theatre and film scripts.**



Performing arts books and theatre and film scripts.



Music CDs shelves

I can find large signs hanging from the ceiling to find directions for where I need to go.





I can find music scores over here.

I can use the numbers to find the
music scores I want to use.



I can explore PG and PG13 film-related audiovisual materials like DVDs and Blu-ray discs here.



I can find all the attachments here.



This is the piano practice room.

In this room, I can practise my piano playing skills.

I can only use this room if I have made a booking for it.

Rates	
	2024 Fee Rates GST-inclusive
Piano Practice Room (Weekday Per Hour)	\$8.65
Piano Practice Room (Weekend Per Hour)	\$12.22



This is the Silent Studio.

I can use this room to practise music by myself or with others and hear everyone with headphones!

I can only use this room if I have made a booking for it.

Rates	
	2024 Fee Rates GST-inclusive
Silent Studio (Weekday Per Hour)	\$10.69
Silent Studio (Weekend Per Hour)	\$14.77



This is the screening room. You can find this room on level 8 within LKCRL.

In this room, I can only watch audiovisual materials borrowed from Central Arts Library or Lee Kong Chien Reference Library materials.

I can only use this room if I have made a booking for it.

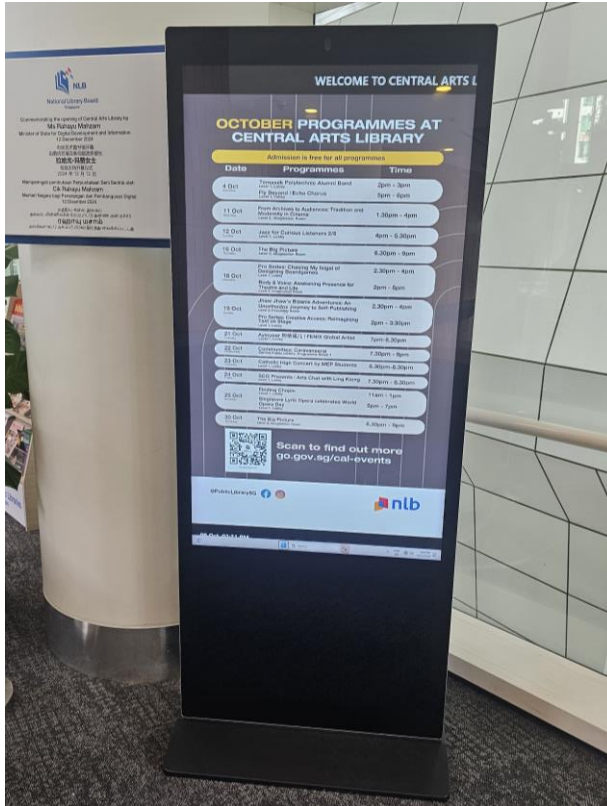
Rates	
	2024 Fee Rates GST-inclusive
Screening Room (Weekday & Weekend Per Hour)	\$8.65

Services



I can find the **Catalogue** stations like this around the library.

I can use them to search for books I want to read.





These are the **Digital Bulletin Boards.**

I can get information on
library membership,
upcoming programmes and
more.

I found some interesting books I want to borrow.

Before leaving, I can borrow them at these **borrowing stations**.





When borrowing DVDs, Blu-rays or music CDs, I need to insert the item into the left side of the **CD unlocker** to borrow it.

If successful, the audio-visual material will be unlocked.



This machine is called the **CD unlocker**. This can be found near the **borrowing station near the gantry**.

If I borrow audiovisual items using the NLB mobile app or the borrowing station near the lift, I must check that my audiovisual items are **unlocked** before I leave the library.



I can also borrow or reserve books using the **NLB Mobile app**!



I can scan this QR code to download the app using Google Play or Apple App Store.

LOAN RECEIPT
NATIONAL LIBRARY BOARD
Punggol Regional Library

Station : PRLRF2BBS01
Date : 17/09/2025
Time : 08:37:59
Name : NURUL FATEEN KEISHA BIN
TE MOHAMED ANWAR

Please go to
<http://www.nlb.gov.sg> to check
your loan status or renew your
library items.

Items Borrowed	Due Date
1.A cry in the dark : a stroke survivor's story of hope and recovery B35679729D	29 Oct 2025
2.Stumbling through space and time : living life with dyspraxia B39076476I	29 Oct 2025
3.River of darkness B36724655E	29 Oct 2025
4.The sign for home : a novel B37427233I	29 Oct 2025

For enquiries, please email us at
enquiry@nlb.gov.sg


After I borrow a book, I can choose to print a receipt. The receipt will look like this.

The **due date** for me to return the book I borrowed will be written here.

I can check the due date on my NLB Mobile app too.



Level 1 Bookdrop,
facing Intercontinental Hotel



Basement1 Bookdrop,
outside Central Public Library

These are the **Bookdrops**.

I have to return my borrowed books here by the due date.

I can also return my books at Bookdrops at other branches.




Now I know where to go in the library.

I also know what I can find and do at each level.

I can always visit the library if I want to read or attend programmes!

If I need more help, I can send an email to enquiry@nlb.gov.sg.



THANK YOU

