


HIGHLIGHTS OF NLB'S DIGITAL OFFERINGS DURING CIRCUIT BREAKER

150%
INCREASE IN EBOOK LOANS
OVER THE SAME PERIOD IN
2019 **(587,230)** - 2020 **(1,488,260)**
(7 APR - 1 JUN)




NOTE:
EBOOK LOANS
COMPRISE LOANS OF
EBOOKS, AUDIOBOOKS
AND EMAGAZINES.

70%
INCREASE IN EBOOK BORROWERS

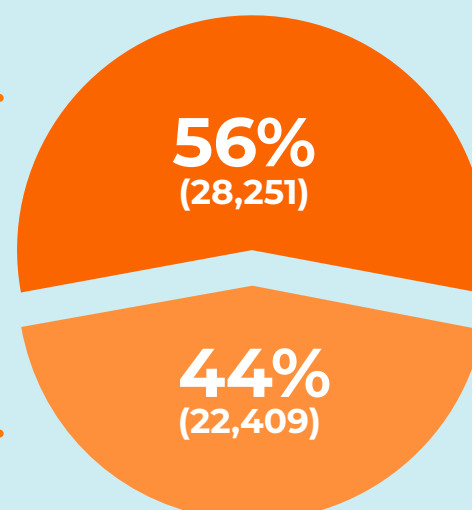
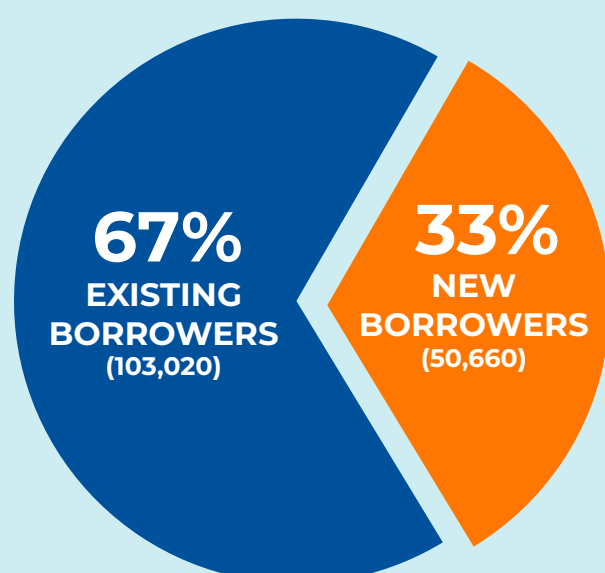


2019
90,205



2020
153,680

MORE ABOUT OUR EBOOK BORROWERS



**PATRONS WHO
SWITCHED TO DIGITAL
RESOURCES**

NEW PATRONS

CONTENT CURATED BY NLB


NLB PRODUCED A VARIETY OF NEW DIGITAL OFFERINGS
TO CATER TO ALL AGE GROUPS.

1.4 MILLION VIEWS

ACROSS OUR DIGITAL OFFERINGS



KEY HIGHLIGHTS



**DIGITAL
STORYTELLING**
295,731 VIEWS



**LEARNING
PACKAGES**
25,000 VIEWS



**A LIBRARIAN'S
WORLD**
284,651 VIEWS



**DOCUMENTING
COVID-19**
184,773 VIEWS

ACCESS TO SPH'S ENEWSPAPERS

29,000

DAILY AVERAGE VIEWS



25 APR - 1 JUN 2020



Accessed via the NLB mobile app
(go.nlb.gov.sg/nlbmobile)