



Choa Chu Kang Public Library Social Story



Contents

Library Staff

Library Space -Level 4

Library Space - Level 5





I am at Choa Chu Kang Public Library



Library Etiquette & Safety Precautions



BE SOCIALLY RESPONSIBLE



1 Cover your nose and mouth when you cough or sneeze











2 Wear a mask and see a doctor promptly if you are unwell



3 Stay home and avoid crowded places if you have flu-like symptoms


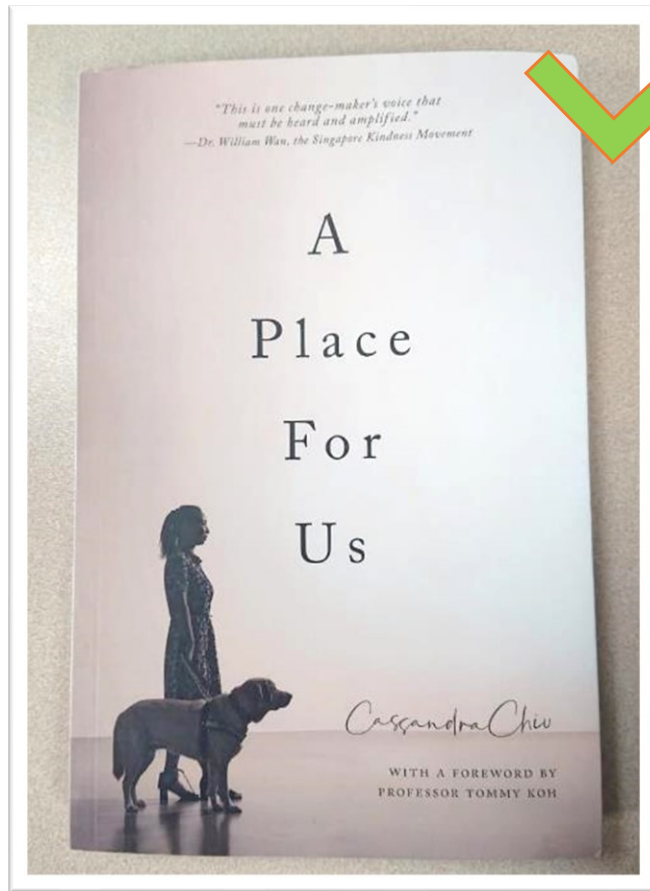
**I will be socially responsible.
This is to protect myself and
others.**

<p>Shout ✘</p> <ul style="list-style-type: none"> • Playing • Emergency 	 
<p>Talk loudly ✘</p> <ul style="list-style-type: none"> • Talking outdoors 	 
<p>Talk ✘</p> <ul style="list-style-type: none"> • Talking indoors 	 
<p>Whisper ✔</p> <ul style="list-style-type: none"> • In the library 	 



Inside the library, I will whisper and keep my voice down
I do not want to disturb other people

I will walk in the library.
I do not want to trip or hurt anyone if I run



I must be careful when I'm using library books or other library items

I cannot tear, fold or step on books because they will be damaged

Everyone can enjoy the books only if they are not damaged!



**Do NOT climb
on the shelves**

I must not climb on the
bookshelves

If I climb on the shelves, they may
dislodge and books will fall off the
shelves

I do not want to hurt myself if I fall or
when the books hit me



There will be plants like these all over the library.
I shall not play with them or pull them
If I pull the plants, the plants will break




When using the escalator, I must follow these safety measures:




An illustration of an elderly man with white hair, wearing a blue shirt and a dark vest, standing on an escalator. He is holding onto the black handrail with his right hand. A green checkmark icon is in the top left corner. A circular inset shows a close-up of a hand gripping the handrail.

I shall hold on to the handrail and stand still when going up or down using the escalator



An illustration of a child in a purple shirt running on an escalator. The child is leaning over the handrail. A red 'X' icon is in the top left corner. The child has a distressed expression, and there are jagged lines indicating a fall or accident.

I will not run, jump or play on the escalator. I do not want to hurt myself or others. I shall not lean over the handrail too.



An illustration of three people on an escalator landing. A man in a green shirt is leaning over the handrail, and a woman in a purple dress is holding a large bag. Another woman in a brown shirt is standing nearby. A red 'X' icon is in the top left corner. The man has a distressed expression, and there are jagged lines indicating a fall or accident.

I must not stop or loiter at the landing area so that I do not obstruct other people

When using the escalator, I must follow these safety measures:




I must not stand near the sides of the escalator
I do not want my shoe to get stuck in between the gaps



I must stand within the yellow lines of the escalator steps
I do not want to lose my balance and fall!





I will not touch the barriers.
I will follow the instructions
if there are any

This way, people will not trip on them or
become confused about where to go


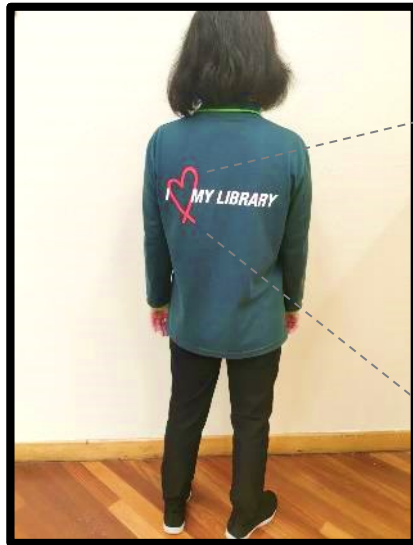
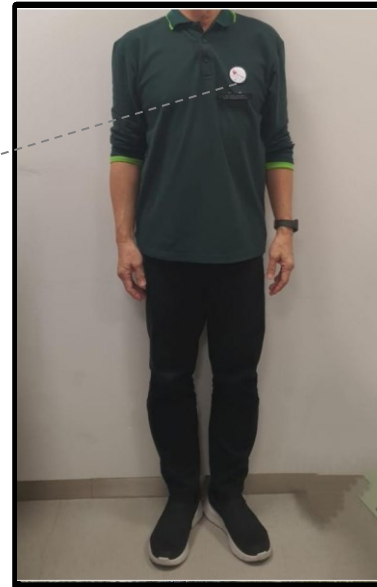


Library Staff




I can get help from library staff who wear these uniforms


14



I can get help from library staff who wear these uniforms



I can get help from library staff who wear these uniforms





Library Space





I will follow the arrow and queue up to go into the library at **level 4**



I will enter and exit through the gated gantry





This is the New Arrivals shelf




I can find a map like this on every floor

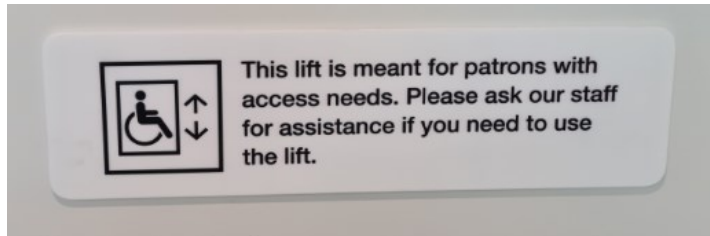
It shows me the layout of the floor to find books I want to read



In the Study and Multimedia Zone, I can explore multimedia stations



I can go to Level 5 by taking the lift or staircase.
I shall walk when using the stairs



When in the lift, I will not play and be responsible when using it



I can listen to stories and play games on these computers



I will see many other children with their families here on level 5
I can sit and play with the toys



This is the Story Circle at level 5



Services





These machines are called
catalogue stations

I will find them all over the library
I can use the them to search for books I want to read




These computers are called **multimedia stations**

I can find them on level 4

I can use the computers to do many things!


For example, I can read eNewspapers, eMagazines, print documents or browse the internet



These machines are called **book borrowing stations**

I will find them at level 4 and 5

I can use the them to borrow the books I want to read



These are used in emergencies

I will find them at level 4 and 5

I will not misuse them but use them in emergencies only



This is the extended zone study area at
level 4



This is our community wall at the extended zone
To pin down our thoughts on how to be sustainable

