

Jurong Regional Library Social Story





Contents

- Library Etiquette & Safety Precautions
 - Library Staff
 - Library Space (Level 1, Level 2, etc.)
 - Services
-



I am at Jurong Regional Library.

Library Etiquette & Safety Precautions



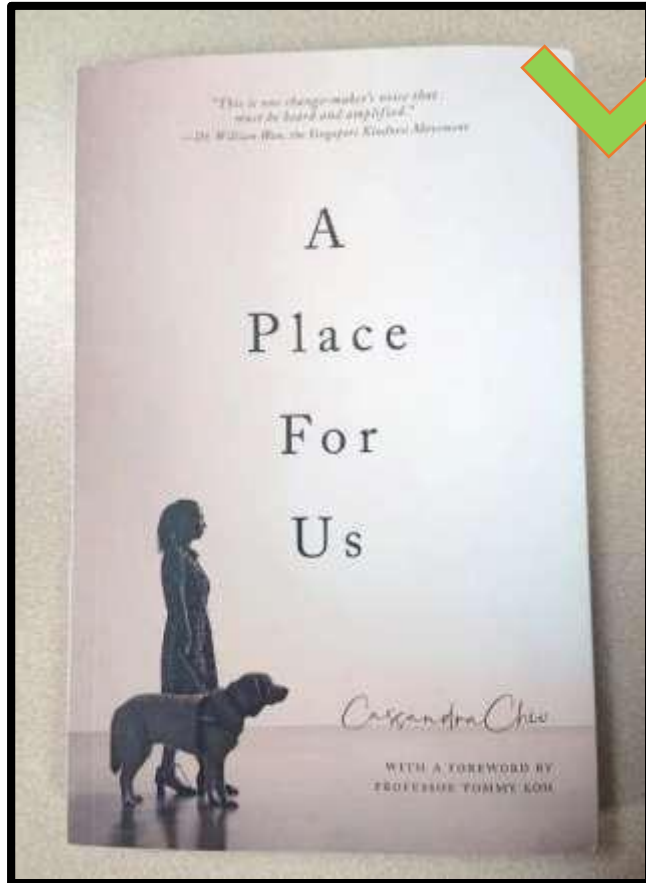
Shout ✘ • Playing • Emergency	
Talk loudly ✘ • Talking outdoors	
Talk ✘ • Talking indoors	
Whisper ✔ • In the library	

A red arrow points to the 'Whisper' row.

Inside the library, I will whisper and keep my voice down.
I do not want to disturb other people.



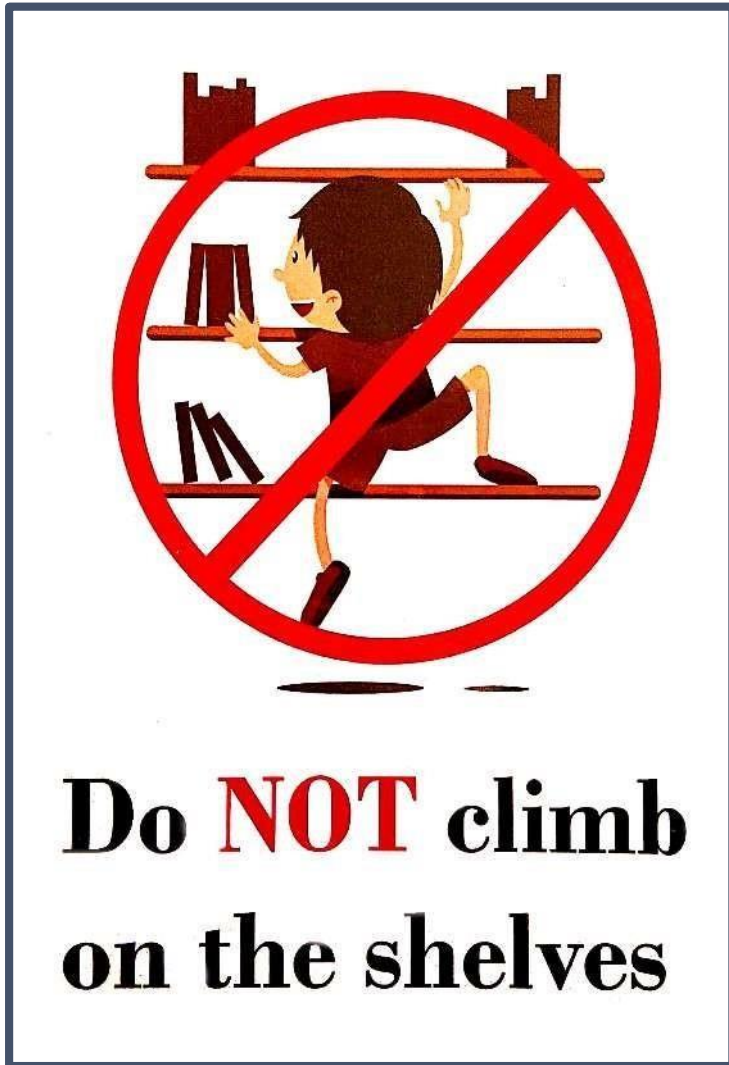
I will walk in the library.
I do not want to trip or hurt anyone if I run.



I must be careful when I'm using library books or other library items.

I cannot tear, fold or step on books because they will be damaged.

Everyone can enjoy the books only if they are not damaged!



I must not climb on the bookshelves.

If I climb on the shelves, they may dislodge and books will fall off the shelves.

I do not want to hurt myself if I fall or when the books hit me.



I shall not climb in or play with the water.

If I play with the water, it will wet the floor and others will slip and fall.

I do not want to hurt other people or myself.


There will be potted plants like these all over the library. I shall not play with them or push them over.

If I push the potted plants, they may topple over and break.


I do not want to fall and cut myself on the broken pot pieces.

When using the escalator, I must follow these safety measures:


9



I shall hold on to the handrail and stand still when going up or down using the escalator



I will not run, jump or play on the escalator. I do not want to hurt myself or others. I shall not lean over the handrail too.

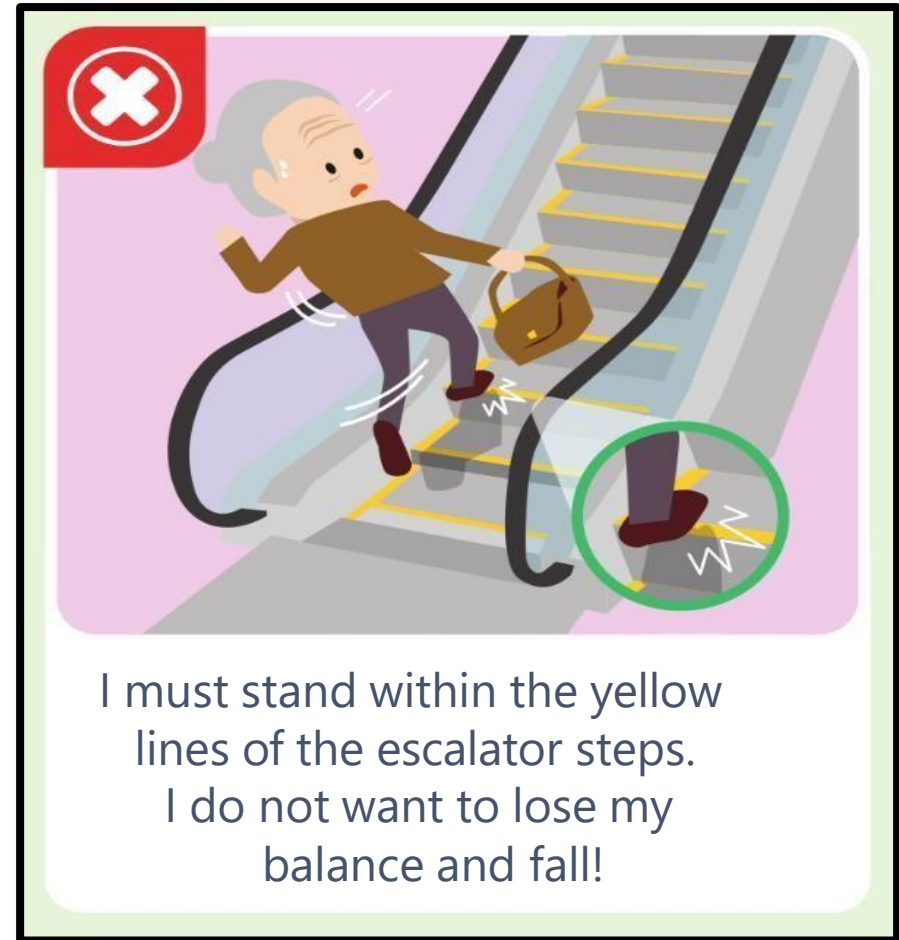


I must not stop or loiter at the landing area so that I do not obstruct other people

Retrieved 30 Apr 2021 from bca.gov.sg/public/general-public/Escalator-Safety2

When using the escalator, I must follow these safety measures:

10




Retrieved 30 Apr 2021 from bca.gov.sg/public/general-public/Escalator-Safety2



I must not lean over the railings.

I do not want to lose my balance while leaning over the railing and fall down.

Sky Bridge



Shelves



**I must not sit on the sky bridge or in between shelves.
I do not want to block the passageway.**



**I must not sit in front of the fire exits.
I do not want to block the emergency escape routes.**






**I will not touch the barriers.
If there is a poster, I will follow the instructions written on it.**

**This way, people will not trip over them or become
confused about where to go.**



I will not move the seats in the library.





When browsing magazines, I must pull out the drawer slowly and carefully.

I do not want my finger to get caught between the drawers because it will be very painful.

I must close the drawers fully.


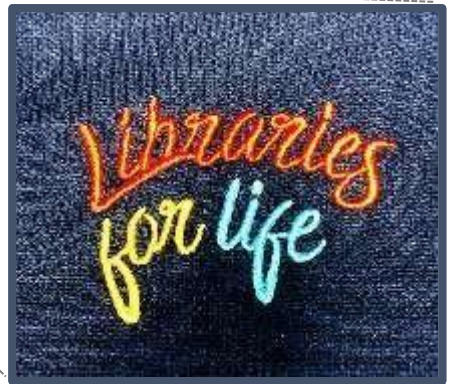


I will not leave any drawers open in case other people walk into or trip over them.

Library Staff

I can get help from library staff who wear these uniforms.

19



Library Staff

Library Space





**I will queue up at the entrance, Level 1
and enter the library in an orderly
manner.**

I will enter through the gates.

22





I can find a map like this on every level. It shows me the layout of the level and where I can locate the library items I am looking for.


Magazines

Multimedia Stations and eNewspapers

24



On **Level 1**, I can explore magazines for adults, Multimedia Stations and eNewspapers.



This is the **Programme Zone at Level 1**.
I can come here for Storytelling sessions and other programmes.



This is Edu First at **Level 1**.
This is where Edu First students have their
extra curriculum class



This is the library's café at
Level 1.

I can eat and drink here.
I can come here to buy food and
drinks when I am hungry or
thirsty




I can look for signs like these to help me find the toilet at every level.





There are wheelchair accessible toilets on every level.

This sign shows me the wheelchair accessible cubicle.




I can go to different levels by taking the lift or escalator

Lift



Stairs



I can go to the basement using the lift or stairs.



At the basement, I can find and read books for children in English, Malay, Chinese and Tamil



I can listen to stories and play games on these Tumblebooks.



I can also find and read books for babies at the **Basement** where the Early Literacy Library is.



There is a Calming Space at the **Basement**.
I can use this space to relax, cool down and refocus when needed.
There are also posters to which I can refer, to do exercises and activities.



AV collection



Fiction Section



General/Subject

On Level 2, I can find and read books on Adult General subject including Adult Comics, Adult Fiction and Adult AV materials.



Books are arranged on the shelves according to popular categories like travel or cooking. I can use the signs to find books I want to read.



This is the MakeIT space on Level 2.
I can create small, 3D-printed objects here!

Study tables

38

1. Scan the QR code to book a seat.

2. Book it! Choose an area and select your preferred seat, timeslot and duration.

3. Check-in! Open My Bookings Scan QR code located on the table

Priority will be given to patrons who have made a seat booking.

Kindly take your items with you when you are leaving!

NLB Public Libraries Singapore

Scan this QR Code to:

- 1 Book a Seat, and/or
- 2 Check in

Seat Number: **S286**

Someone may have booked this seat.

If approached, please give up your seat to the person who has booked it.



All the study tables at Level 2 and 3 are available for booking.

I can make the booking online via <http://www.nlb.gov.sg/seatbooking/> where I can choose the seat that I want and preferred time slot.


Each seat has a code number. I will proceed to the seat that I have booked and scan the QR code on the table to check in.



On Level 3, I can find and read Chinese, Malay and Tamil adult books.



I can also find books about Singapore in English, Malay, Chinese and Tamil on Level 3.



There are project rooms at Level 3. I can make online booking if I want to use the project room.

Project Room:

<http://nlb.skedda.com/booking>



On Level 4, I can find and read books for Teens in English, Chinese, Malay and Tamil.



On Level 4, I can This is a browsing bin and there are a few bins at every level!

If I do not want to borrow a book after browsing, I should place the book here.

I do not want to mess up the shelves.

Services



These machines are called **catalogue stations**.

I will find them at levels 1 and 2.

I can use them to search for books I want to read.



The **Kids Catalogue** can search for children's collections available at the library where I am at.



These hollow table-top **catalogue stations** are wheelchair accessible.
They are available at Level 1 & 2




This is a **printing station**.

These computers are called multimedia stations.

I can find them on Level 1. I can use the computers to do many things!
For example, I can read eNews, eMagazines, print documents or browse the internet.

I will log in first




I can pay for printing by using EZ Link card, Apple Pay, Samsung Pay or Credit/Debit card

This is a printing station. I can find this near the multimedia stations on Level 1.

I can come here to print documents.

I can pay for printing by using EZ Link card, Apple Pay, Samsung Pay or Credit/Debit card
Before printing, I will use the multimedia station to submit the document to print.



This is the Senior Digital Office at Level 1. I can come here to learn how to use online services. For example, how to connect to wireless@SGx and how to use the NLB Mobile app.




Level 1



Basement

I found some interesting library items I want to borrow.
Before leaving, I can borrow them at these **borrowing stations** at
Levels 1 or the Basement!



These hollow table-top **borrowing stations** are wheelchair accessible.
They are available at **Level 1 and the Basement!**

LOAN RECEIPT
NATIONAL LIBRARY BOARD
Geylang East Public Library

Station : GLERF2BBS01
Date : 13/07/2021
Time : 14:16:44
Name : Library member

Please go to
<http://www.nlb.gov.sg> to check
your loan status or renew your
library items.

Items Borrowed	Due Date
1.A handful of dust B33427740H	24 Aug 2021

For enquiries, please email us at
enquiry@nlb.gov.sg

After I borrow a book, I can choose to print a receipt. The receipt will look like this.

The due date for me to return the book I borrowed will be written here.

I can check the due date on my NLB Mobile app too.

Experience the **revamped**

NLB MOBILE APP

New look, improved navigation, and personalised recommendations



Read eNewspapers and eMagazines
Enjoy complimentary access to local (SPH) and international eNewspapers and eMagazines.

Find a Title
Browse and borrow a title. Choose from over 900,000 copies of eBooks and audiobooks.

Scan and Borrow
Beat the queue at the libraries! Scan and borrow physical materials easily.

Manage Your Account
Check your loan records, reservations, due dates of items, and pay outstanding fees.

Download on the App Store
GET IT ON Google Play

Don't miss out on these useful features and more! Scan the QR code or visit go.gov.sg/nlb-mobile to download.

NLB | National Library Board Singapore

I can also borrow or reserve books using the **NLB Mobile app!**



GO.gov.sg

<https://go.gov.sg/nlb-mobile>

I can scan this QR code to download the app using Google Play or Apple App Store.




If a book is unavailable, I can reserve it. I will come here another day to collect my reserved books from the Reservation Lockers.

This is the **Bookdrop**.

I have to return my borrowed items here by the due date.

56



I will make sure I only return NLB items through the bookdrop.



Now I know where to go in the library.

I also know what I can find and do at each level.

If I want to read and listen to stories, I can always come back to visit the library!

If I need more help, I can send an email to enquiry@nlb.gov.sg.